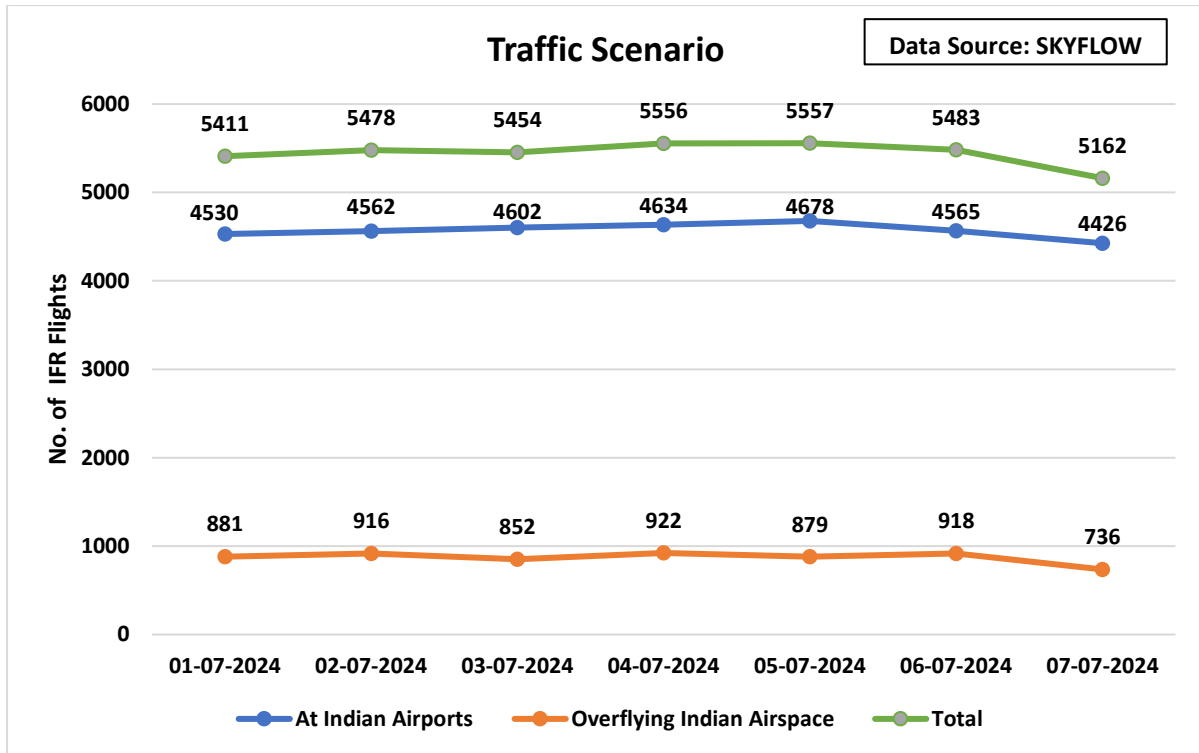


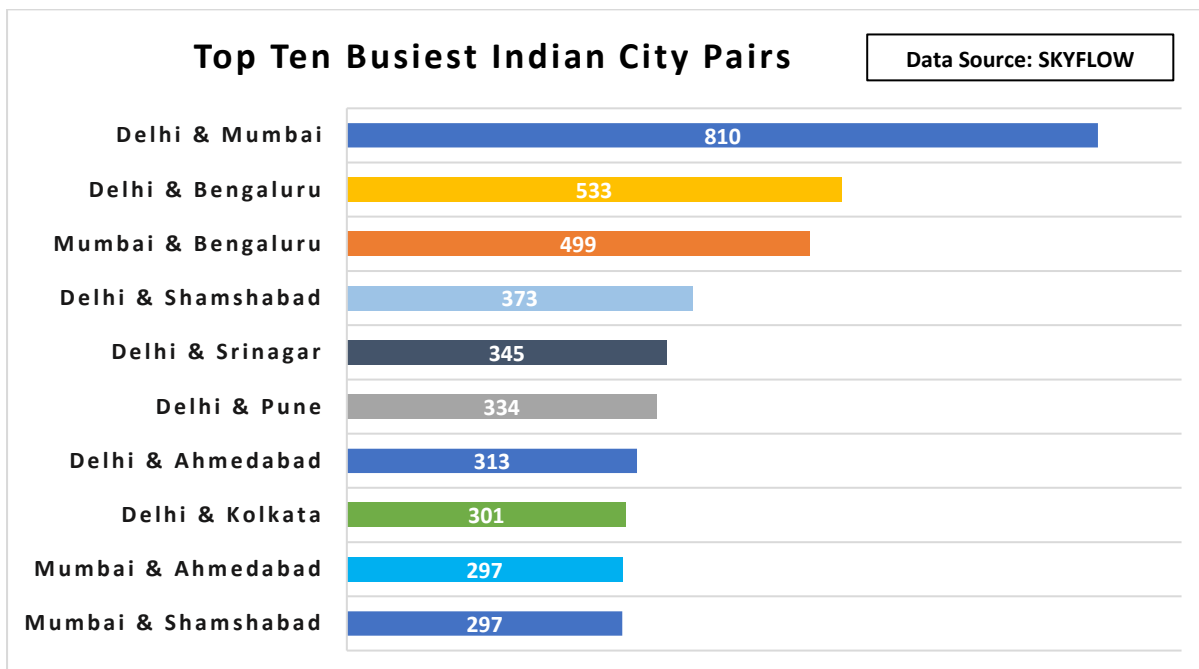


C-ATFM Weekly Report (01st July – 07th July'24)

1. IFR Traffic at Indian Airports/Airspace:

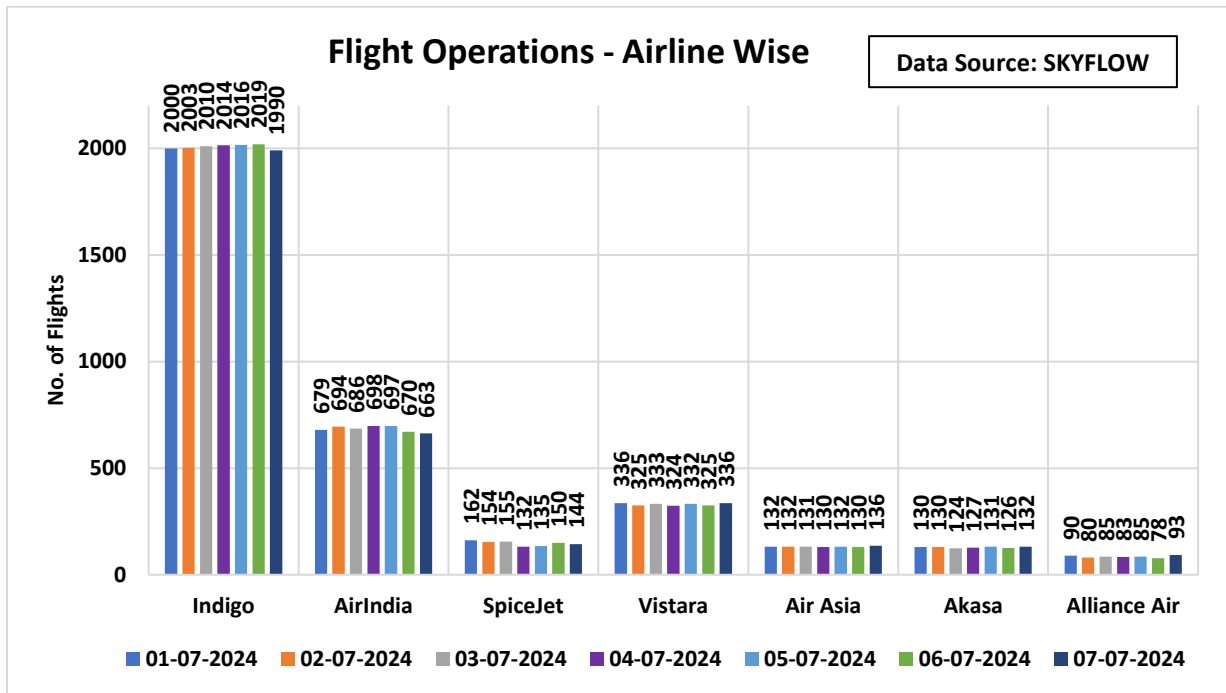


2. Top Ten Busiest Indian City pairs this week:

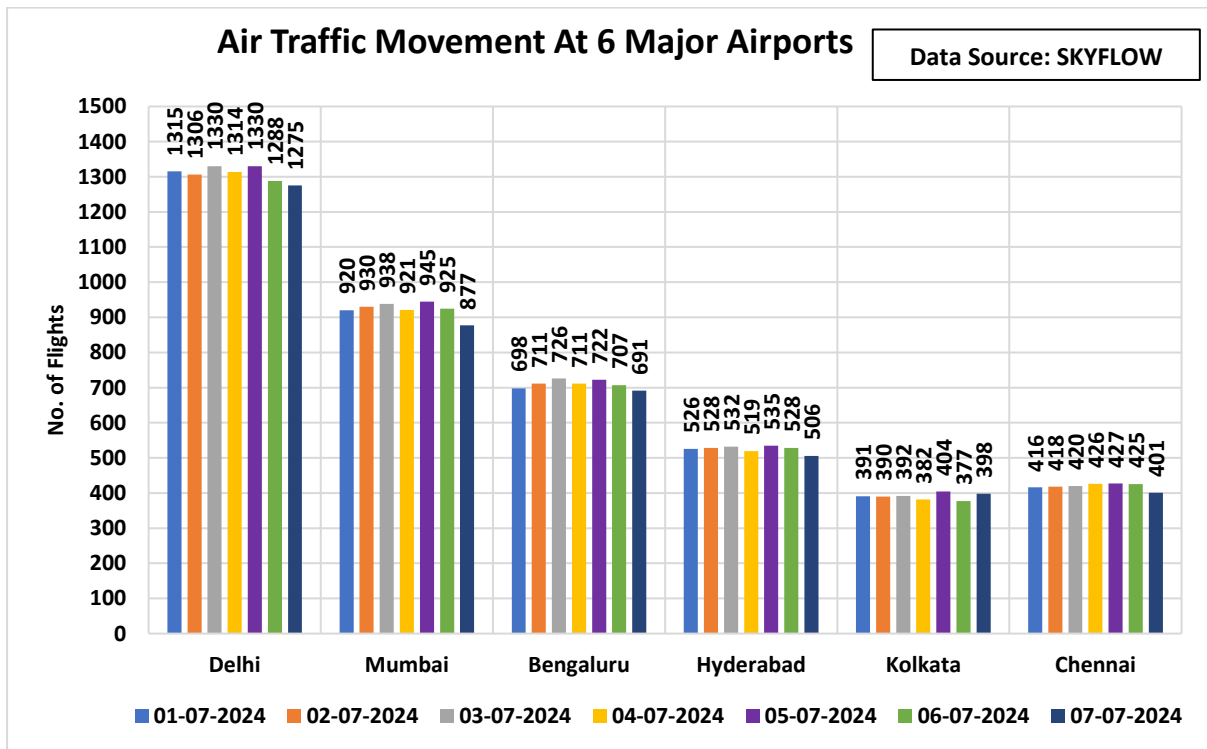


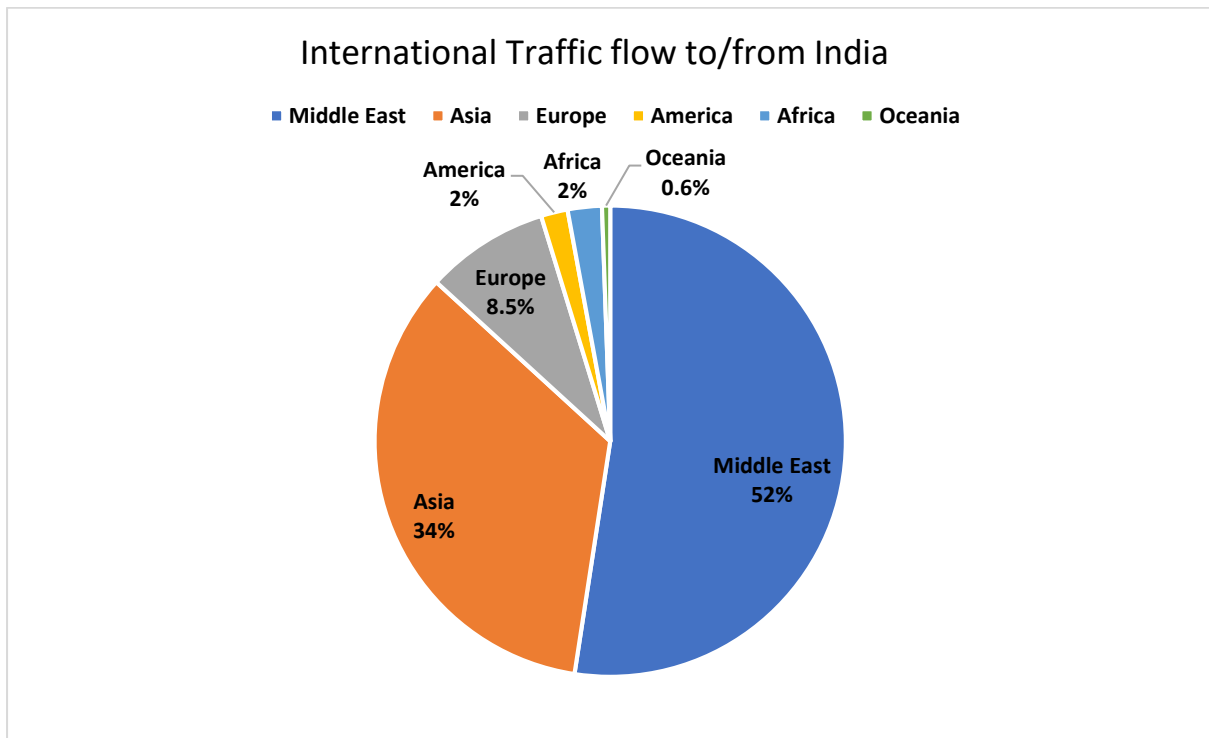


3. Flight Operations – Airline wise:



4. Air Traffic Movement at 6 Major Airports:



**5. International Traffic Flow at Indian Airports:****6. Other Important Information:**

- SKYFLOW System is not receiving meteorological images from Delhi, Machilipatnam , Patna, Visakhapatnam Airport.
- ADEXP messages are not being received from Delhi, Mumbai, Ahmedabad, Jaipur , Trivandrum and Guwahati Airport CDM.
- ATFM measures were applied as per the table below:

Airport	Date	Cause	Duration
Mumbai	01-07-2024	Scheduled Runway Closure	0800-1100 UTC
Mumbai	01-07-2024	Demand Capacity Imbalance	1100-1400 UTC
Mumbai	01-07-2024	Demand Capacity Imbalance	1700-2000 UTC
Chennai	02-07-2024	Scheduled Runway Closure	0900-1030 UTC
Mumbai	02-07-2024	Demand Capacity Imbalance	1500-1700 UTC
Mumbai	02-07-2024	Demand Capacity Imbalance	1700-1930 UTC
Delhi	03-07-2024	Demand Capacity Imbalance	1200-1600 UTC
Delhi	03-07-2024	Demand Capacity Imbalance	1600-2000 UTC
Mumbai	03-07-2024	Demand Capacity Imbalance	1700-2000 UTC
Delhi	04-07-2024	Demand Capacity Imbalance	0600-0800 UTC
Mumbai	04-07-2024	Demand Capacity Imbalance	1600-1900 UTC
Mumbai	05-07-2024	Demand Capacity Imbalance	1700-1930 UTC
Delhi	06-07-2024	Demand Capacity Imbalance	1500-1800 UTC
Mumbai	06-07-2024	Demand Capacity Imbalance	1700-1930 UTC
Mumbai	07-07-2024	Demand Capacity Imbalance	1600-2000 UTC

-X-