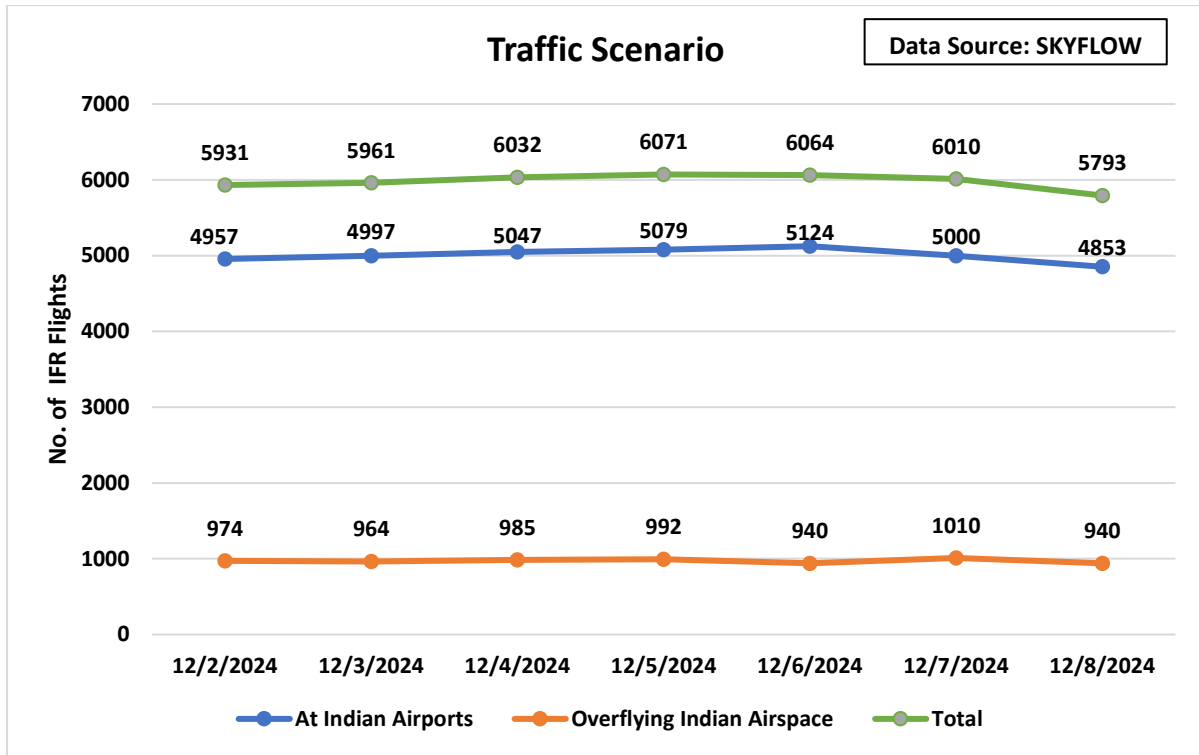


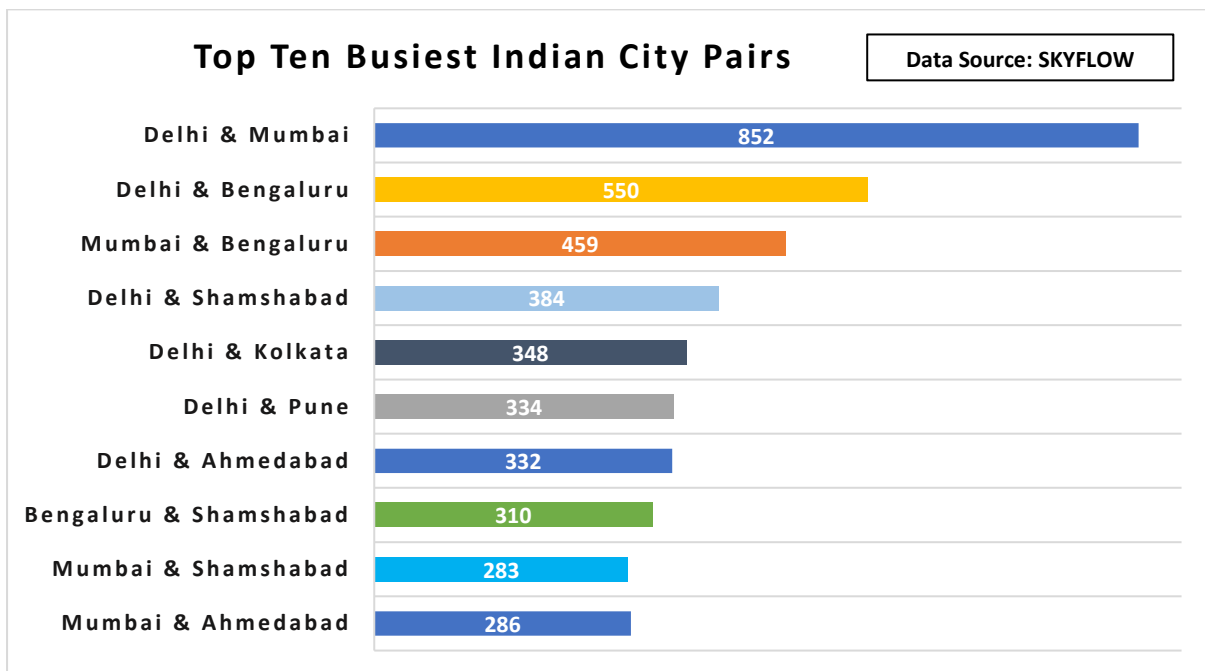


C-ATFM Weekly Report (02nd Dec – 08th Dec'24)

1. IFR Traffic at Indian Airports/Airspace:

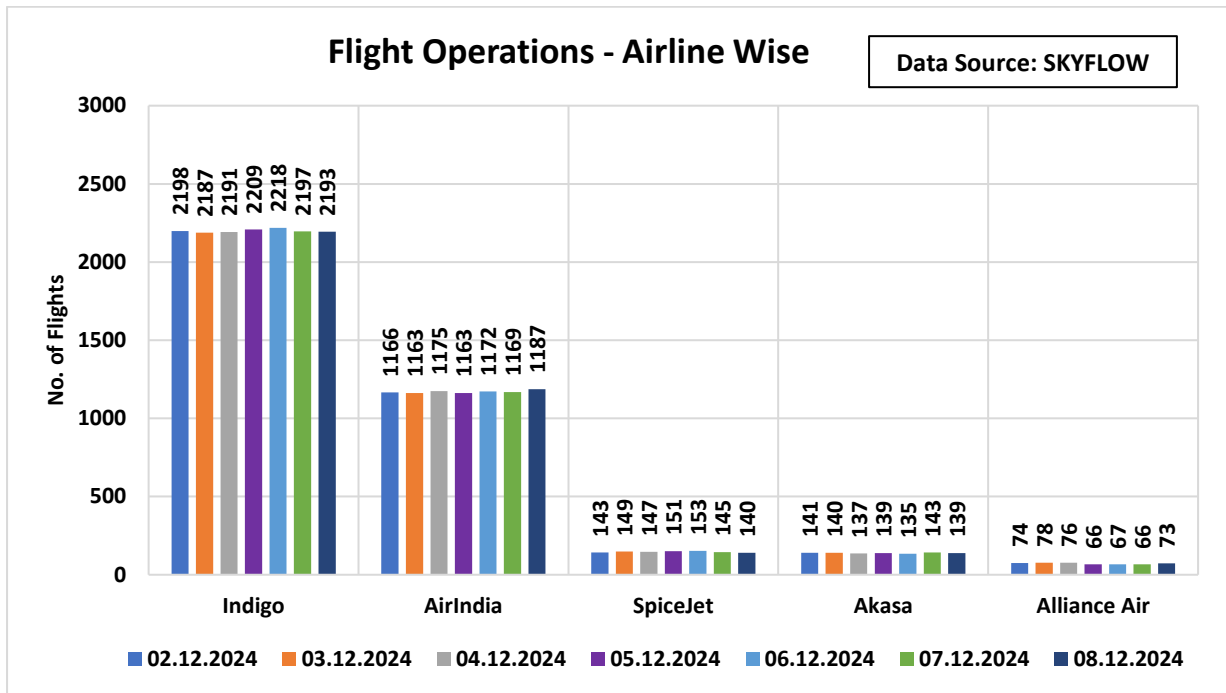


2. Top Ten Busiest Indian City pairs this week:



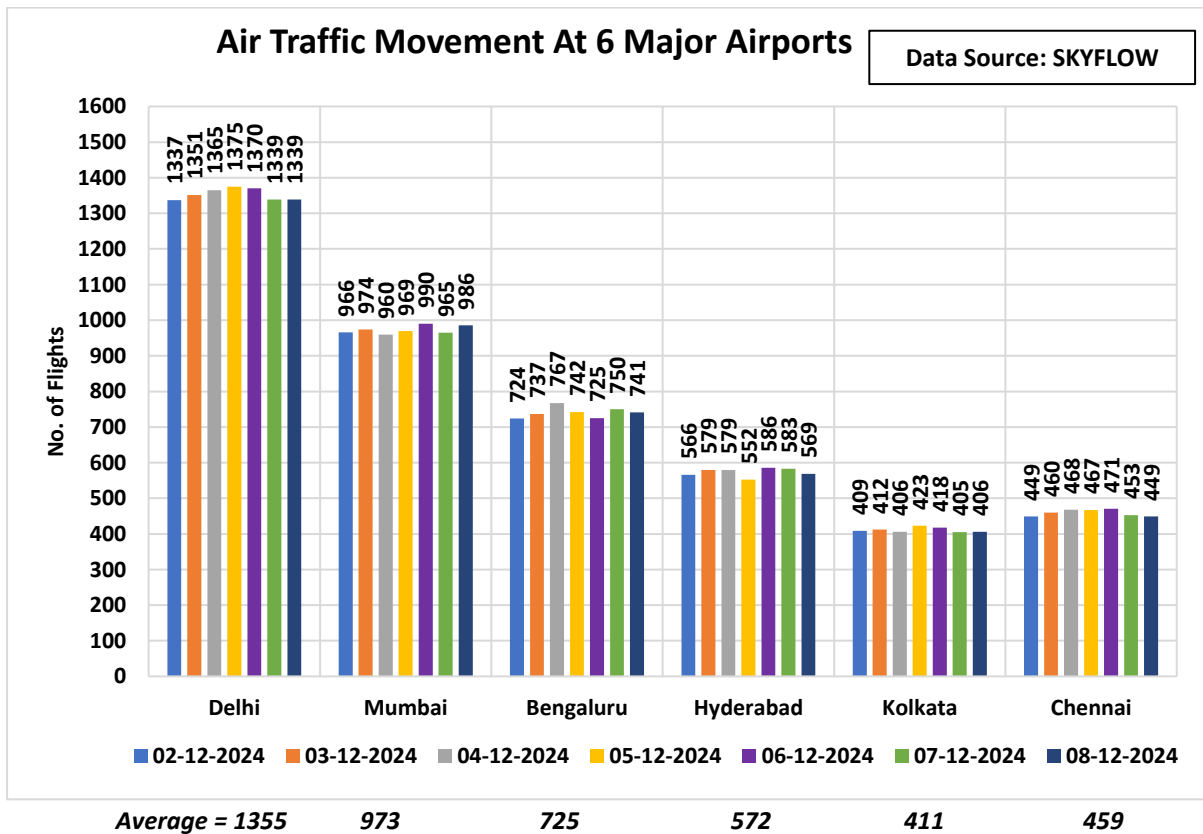


3. Flight Operations – Airline wise:



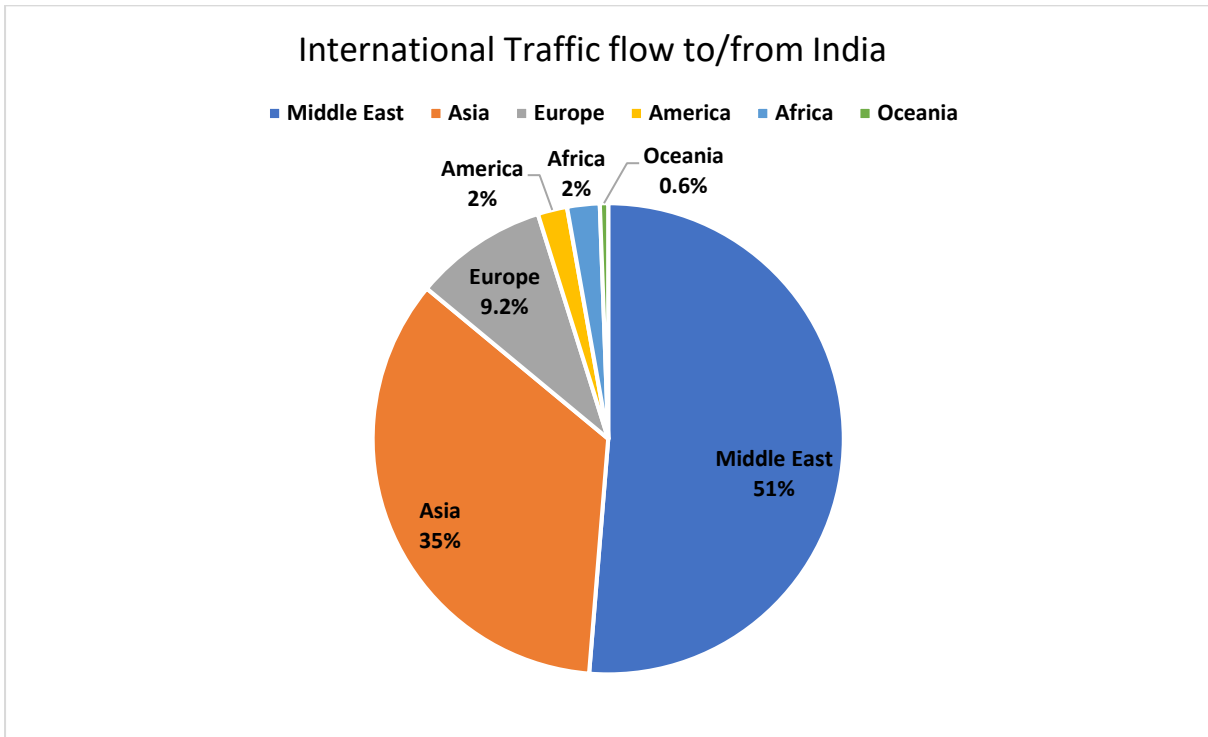
Note: Beside these movements by schedule Airlines, there are small airline movements and non-schedule aircraft movements

4. Air Traffic Movement at 6 Major Airports:





5. International Traffic Flow at Indian Airports:



6. Other Important Information:

- SKYFLOW System is not receiving meteorological images from Bhopal, Delhi, Chennai, Hyderabad, Jaipur, Kolkata, Lucknow, Mohanbari, Machilipatnam, Nagpur, Patiala, Patna, Patna, Agartala, Mumbai, Srinagar, Visakhapatnam, Trivandrum, Kochi, Karaikal, Gopalpur, Goa and Ayanagar Delhi.
- The Skyflow system **was intermittent** on **05-12-2024,07-12-2024, 08-12-2024** and as a result, **intermittent data might have been received**.
- ATFM measures were applied as per the table below:

Airport	Date	Cause	Duration
Mumbai	02/12/2024	Scheduled Runway Intersection Closure	0800-1100 UTC
Mumbai	02/12/2024	Demand Capacity Imbalance	1100-1500 UTC
Mumbai	02/12/2024	Demand Capacity Imbalance	1500-1800 UTC
Mumbai	02/12/2024	Demand Capacity Imbalance	1800-2100 UTC
Chennai	03/12/2024	Scheduled Runway Closure	0900-1045 UTC
Mumbai	03/12/2024	Demand Capacity Imbalance	1600-2000 UTC
Mumbai	04/12/2024	Demand Capacity Imbalance	1400-1700 UTC
Mumbai	05/12/2024	Operational Reason	0700-1000 UTC
Mumbai	05/12/2024	Demand Capacity Imbalance	1000-1500 UTC
Mumbai	05/12/2024	Demand Capacity Imbalance	1500-1800 UTC
Mumbai	05/12/2024	Demand Capacity Imbalance	1800-2030 UTC
Mumbai	06/12/2024	Demand Capacity Imbalance	1400-1700 UTC
Mumbai	06/12/2024	Demand Capacity Imbalance	1700-2000 UTC
Chennai	07/12/2024	Scheduled Runway Closure	0900-1030 UTC

-X-