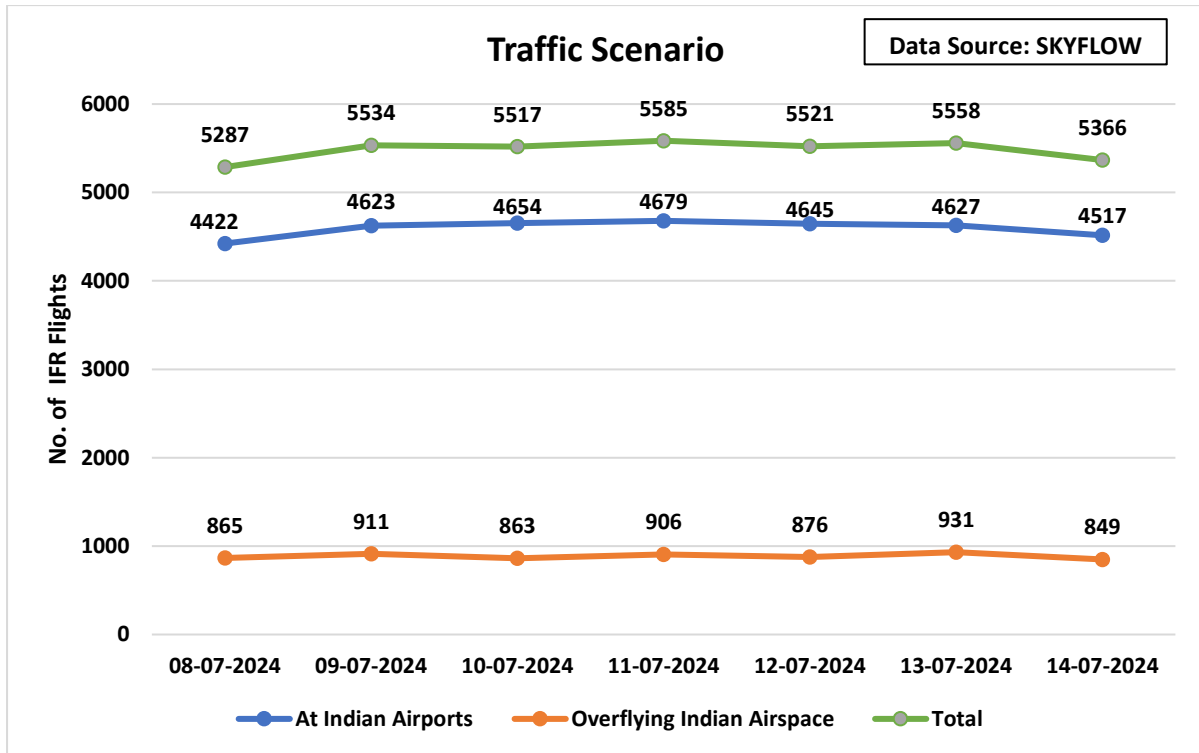


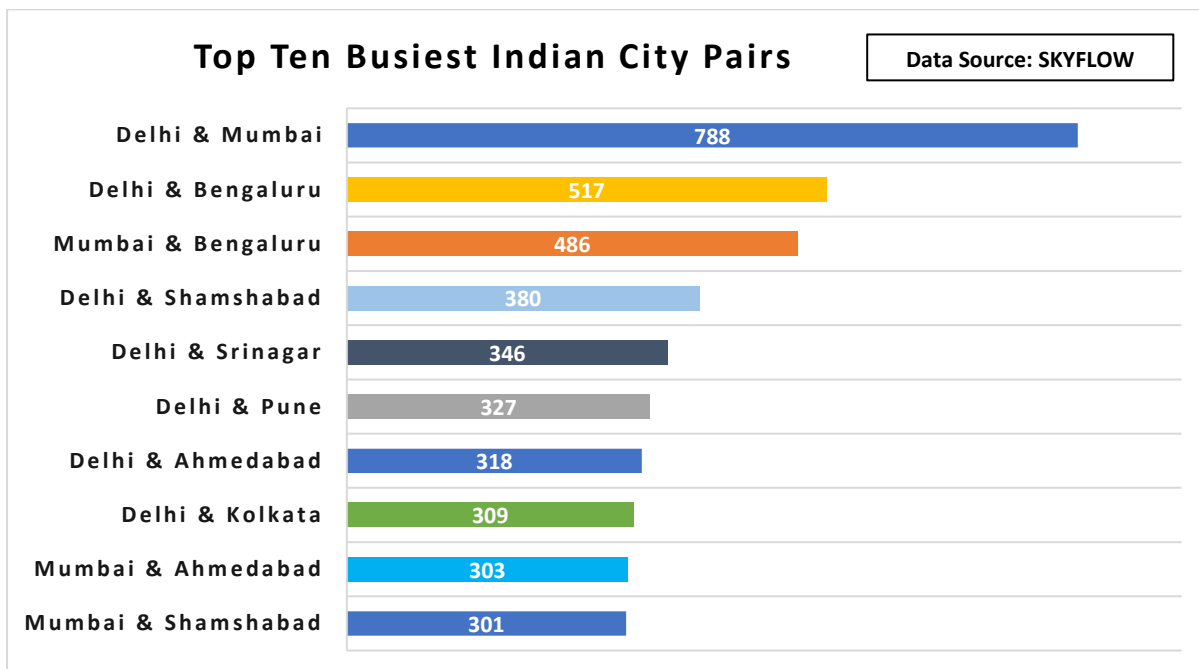


C-ATFM Weekly Report (08th July – 14th July'24)

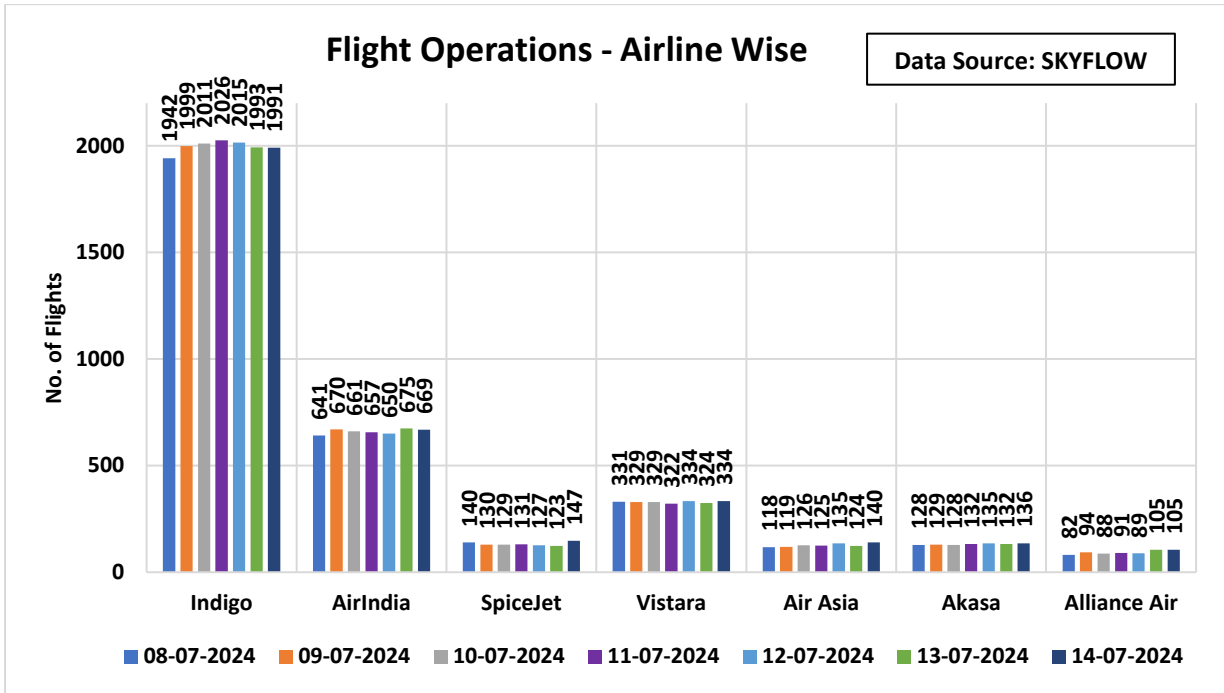
1. IFR Traffic at Indian Airports/Airspace:



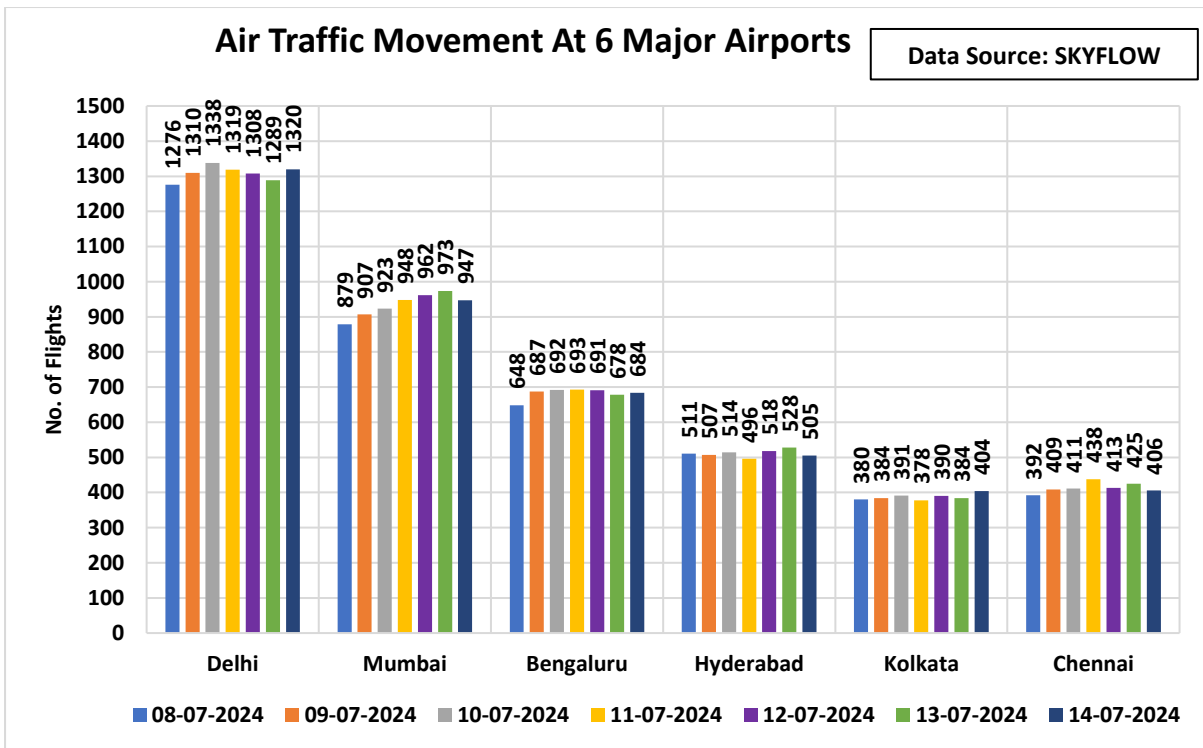
2. Top Ten Busiest Indian City pairs this week:



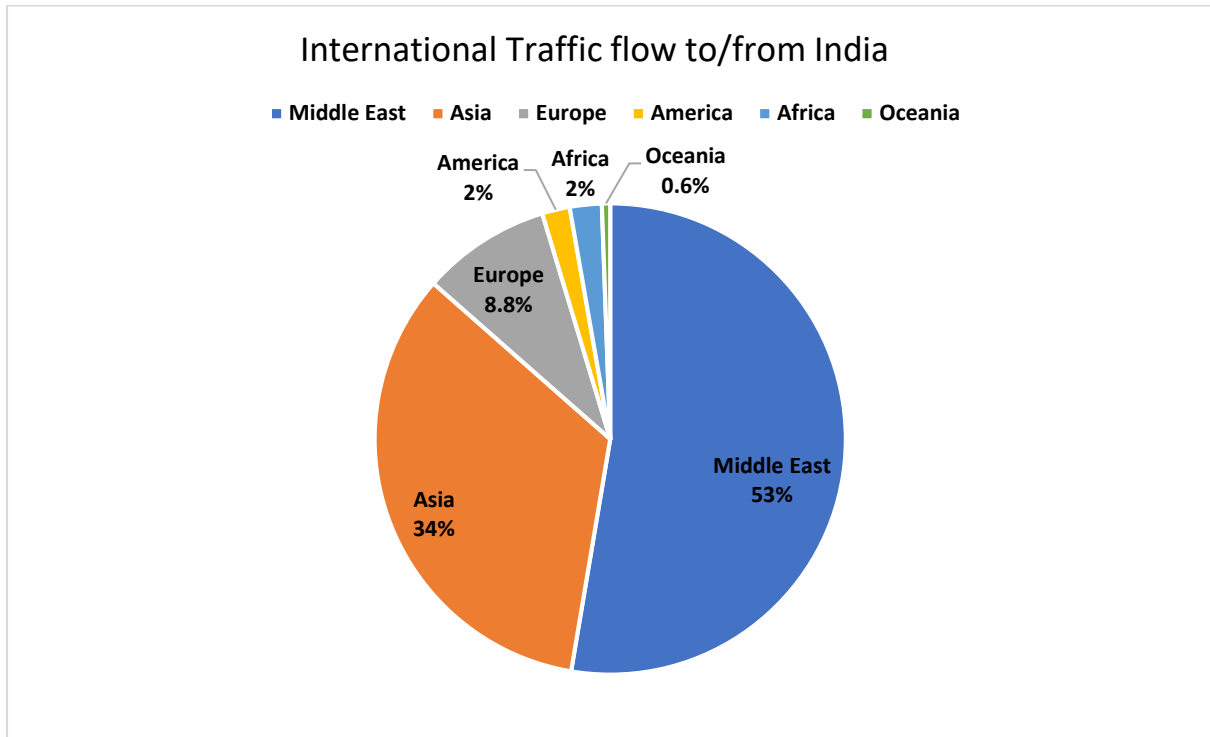
3. Flight Operations – Airline wise:



4. Air Traffic Movement at 6 Major Airports:



5. International Traffic Flow at Indian Airports:



6. Other Important Information:

- SKYFLOW System is not receiving meteorological images from Machilipatnam and Visakhapatnam Airport.
- ADEXP messages are not being received from Delhi, Ahmedabad, Jaipur , Trivandrum and Guwahati Airport CDM.
- ATFM measures were applied as per the table below:

Airport	Date	Cause	Duration
Mumbai	08-07-2024	Bad Weather	0000-0300 UTC
Mumbai	08-07-2024	Scheduled Runway Closure	0815-1100 UTC
Mumbai	08-07-2024	Demand Capacity Imbalance	1100-1400 UTC
Mumbai	08-07-2024	Demand Capacity Imbalance	1400-1700 UTC
Mumbai	08-07-2024	Demand Capacity Imbalance	1700-2000 UTC
Mumbai	10-07-2024	Demand Capacity Imbalance	1600-1900 UTC
Mumbai	11-07-2024	Demand Capacity Imbalance	1600-2000 UTC
Delhi	12-07-2024	ILS Calibration	0600-0900 UTC
Mumbai	12-07-2024	Demand Capacity Imbalance	0800-1100 UTC
Mumbai	12-07-2024	Demand Capacity Imbalance	1100-1400 UTC
Mumbai	12-07-2024	Demand Capacity Imbalance	1400-1700 UTC
Mumbai	12-07-2024	Demand Capacity Imbalance	1700-2000 UTC
Delhi	13-07-2024	ILS Calibration	0600-0900 UTC
Delhi	13-07-2024	Demand Capacity Imbalance	0900-1200 UTC
Mumbai	13-07-2024	Demand Capacity Imbalance	1300-1600 UTC
Mumbai	13-07-2024	Demand Capacity Imbalance	1600-2000 UTC



C-ATFM - WEEKLY REPORT (08th July - 14th July'24)

Mumbai	14-07-2024	Demand Capacity Imbalance	0800-1100 UTC
Mumbai	14-07-2024	Demand Capacity Imbalance	1100-1400 UTC
Mumbai	14-07-2024	Demand Capacity Imbalance	1400-1700 UTC
Mumbai	14-07-2024	Demand Capacity Imbalance	1700-2000 UTC

-X-