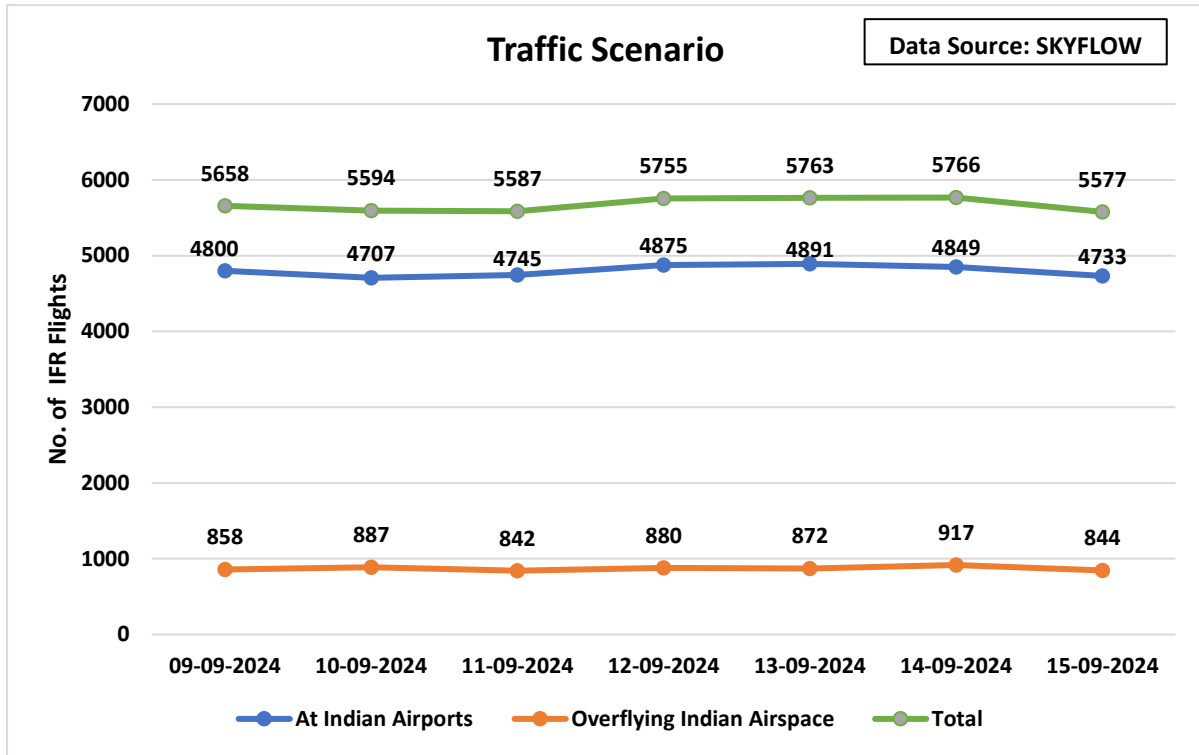


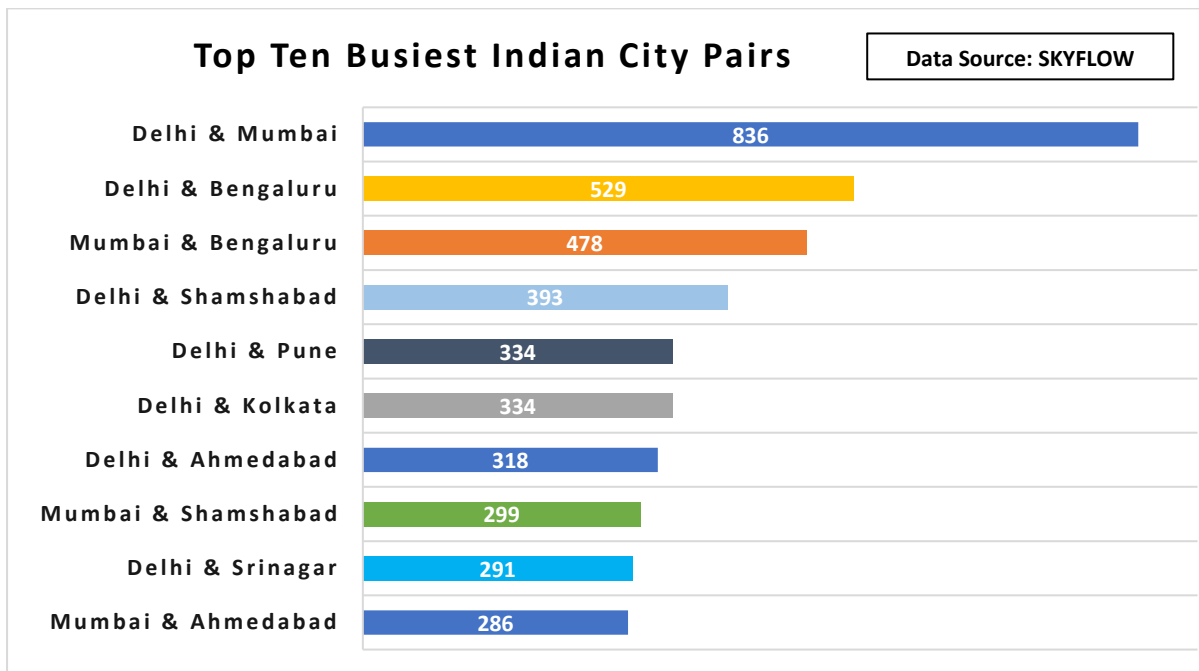


C-ATFM Weekly Report (09th Sep – 15th Sep'24)

1. IFR Traffic at Indian Airports/Airspace:

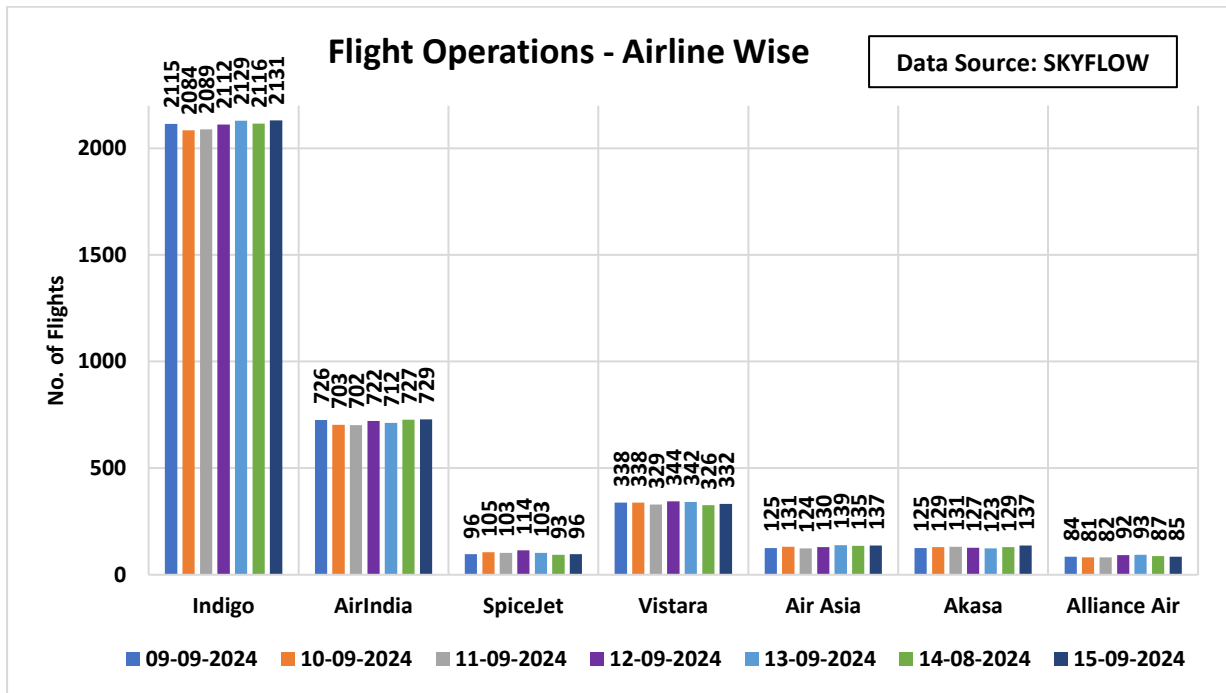


2. Top Ten Busiest Indian City pairs this week:

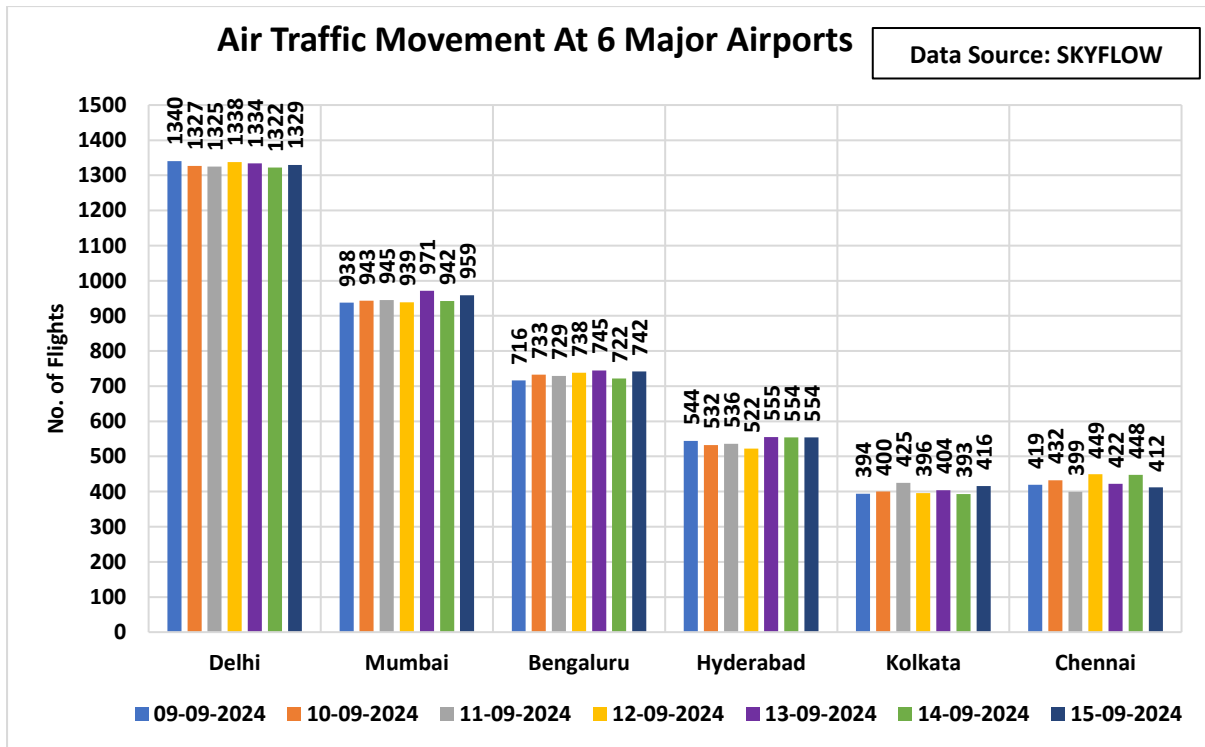




3. Flight Operations – Airline wise:

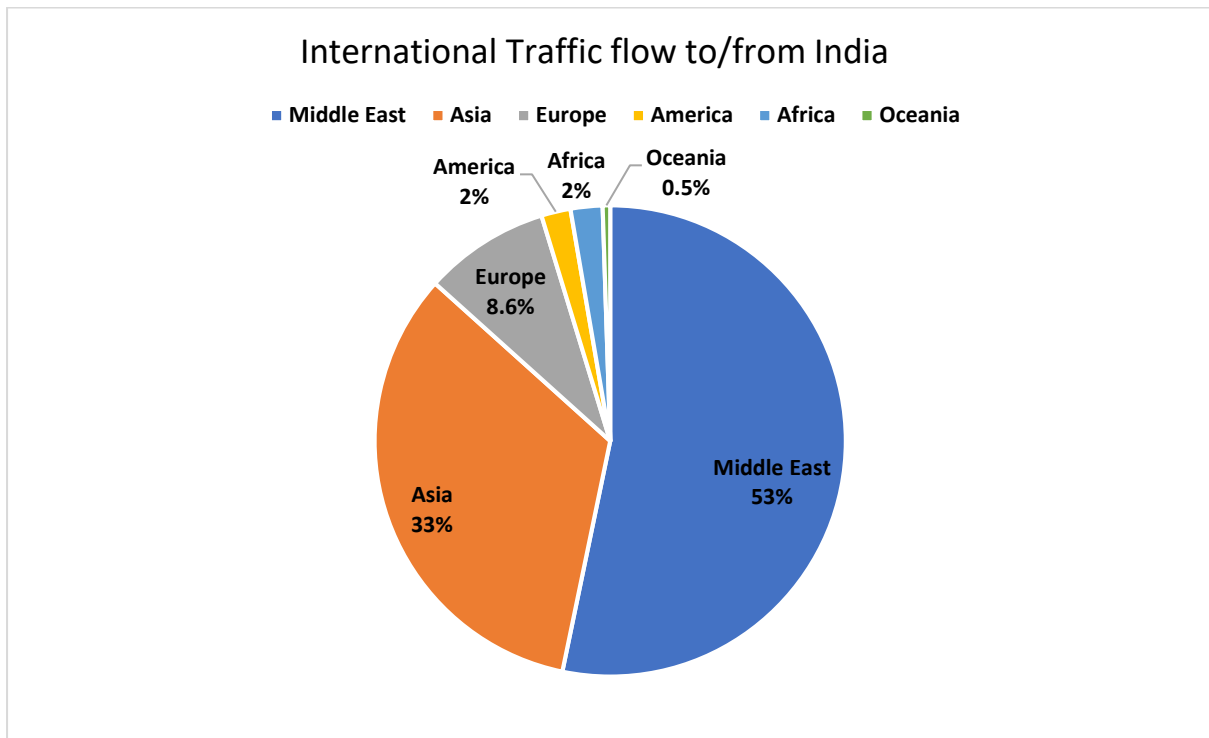


4. Air Traffic Movement at 6 Major Airports:





5. International Traffic Flow at Indian Airports:



6. Other Important Information:

- SKYFLOW System is not receiving meteorological images from Delhi, Machilipatnam and Ayanagar.
- ADEXP messages are not being received from Chennai, Ahmedabad, Jaipur, Trivandrum and Guwahati Airport CDM.
- ATFM measures were applied as per the table below:

Airport	Date	Cause	Duration
Mumbai	09-09-2024	Scheduled Runway Closure	0800-1000 UTC
Mumbai	09-09-2024	Demand Capacity Imbalance	1200-1600 UTC
Delhi	09-09-2024	Demand Capacity Imbalance	1200-1600 UTC
Mumbai	09-09-2024	Demand Capacity Imbalance	1600-2000 UTC
Mumbai	10-09-2024	Demand Capacity Imbalance	1500-1900 UTC
Delhi	10-09-2024	Demand Capacity Imbalance	1500-1900 UTC
Mumbai	11-09-2024	Demand Capacity Imbalance	1600-2000 UTC
Mumbai	12-09-2024	Demand Capacity Imbalance	1400-1700 UTC
Mumbai	12-09-2024	Demand Capacity Imbalance	1700-2000 UTC
Delhi	13-09-2024	Demand Capacity Imbalance	1200-1500 UTC
Mumbai	13-09-2024	Demand Capacity Imbalance	1300-1700 UTC
Mumbai	13-09-2024	Demand Capacity Imbalance	1700-2000 UTC
Delhi	14-09-2024	Operational Reasons	1200-1400 UTC



C-ATFM - WEEKLY REPORT (09th Sep - 15th Sep'24)

Mumbai	14-09-2024	Demand Capacity Imbalance	1400-1700 UTC
Mumbai	14-09-2024	Demand Capacity Imbalance	1700-2000 UTC
Mumbai	15-09-2024	Demand Capacity Imbalance	1400-1700 UTC
Bengaluru	15-09-2024	Demand Capacity Imbalance	1600-1900 UTC
Mumbai	15-09-2024	Demand Capacity Imbalance	1700-2000 UTC

-X-