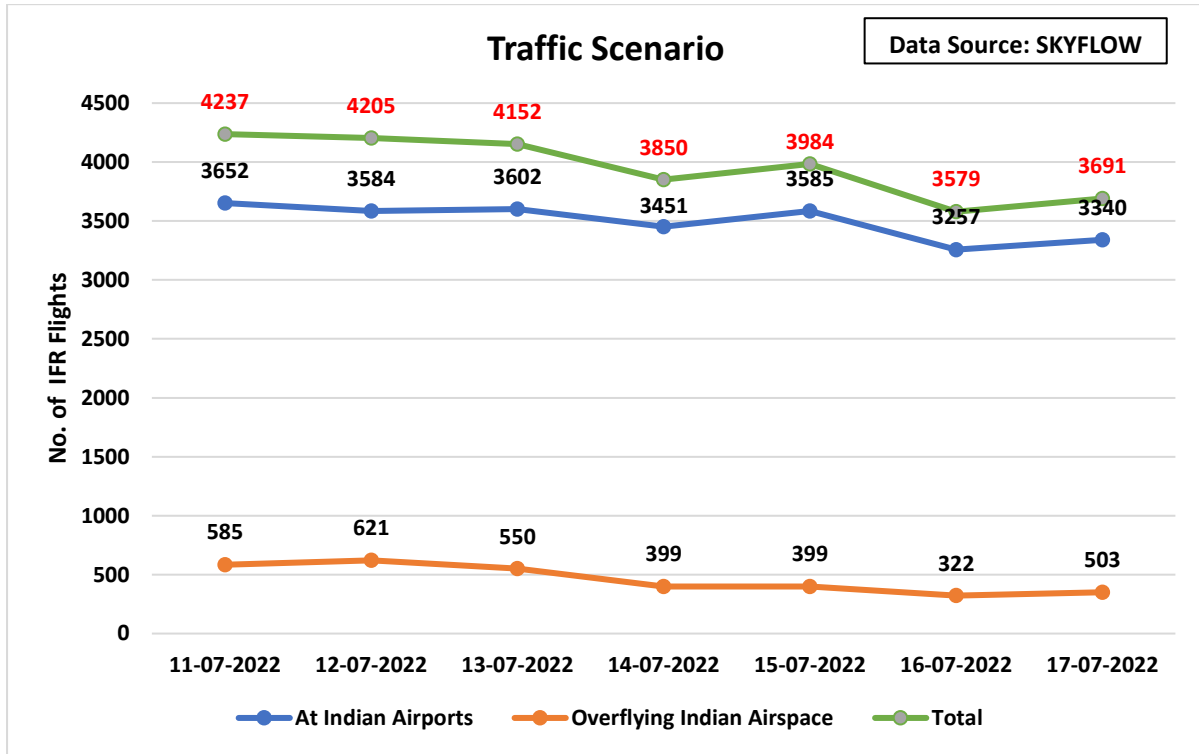


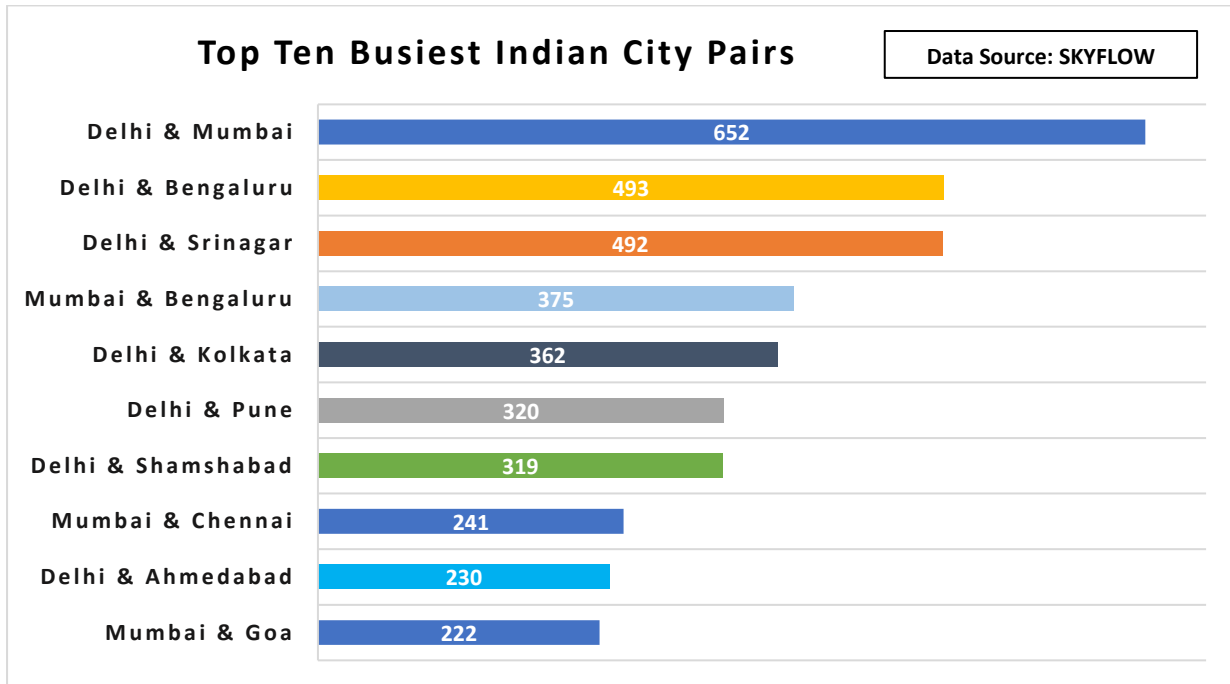


## C-ATFM Weekly Report (11<sup>th</sup>-17<sup>th</sup>July'22)

### 1. IFR Traffic at Indian Airports/Airspace:

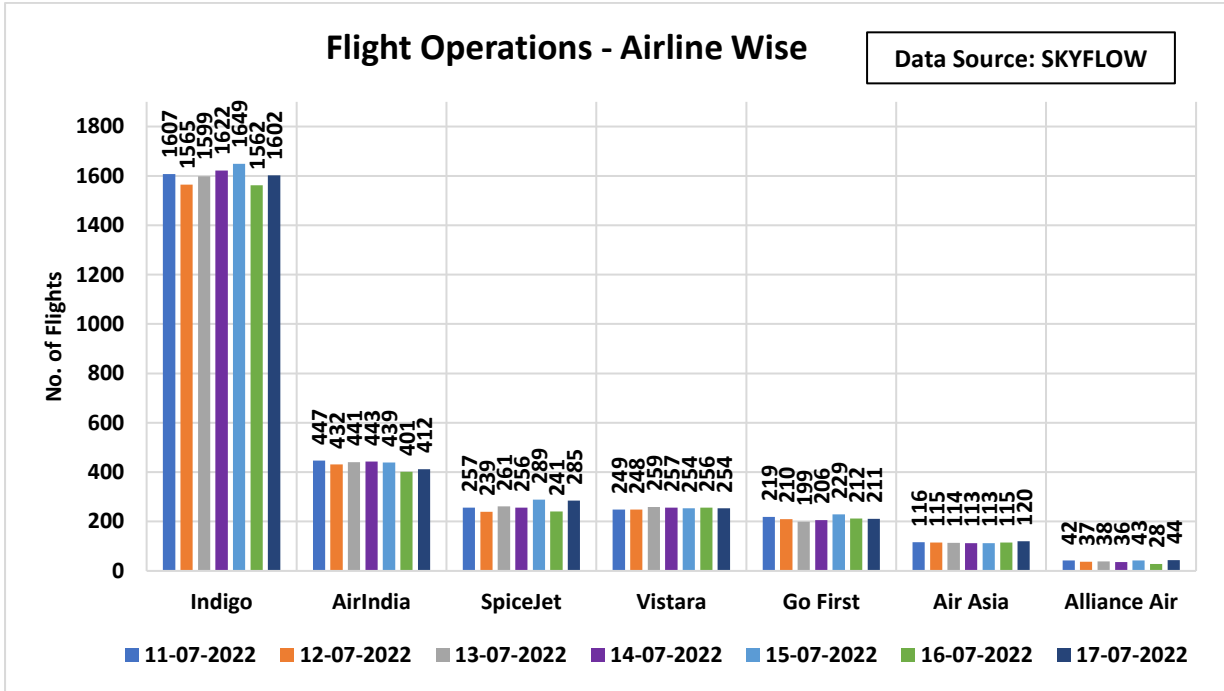


### 2. Top Ten Busiest Indian City pairs this week:



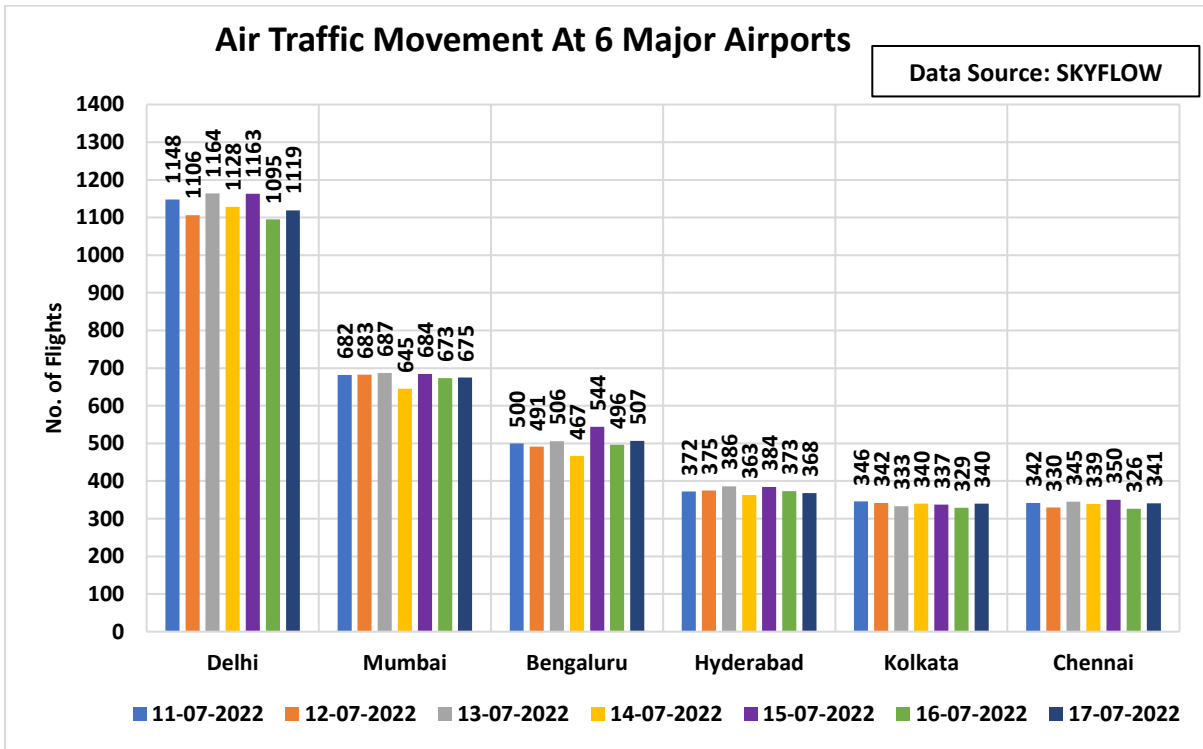


### 3. Flight Operations – Airline wise:



Note: Due to technical issue, many AFTN messages were not received in SKYFLOW system. Data captured for the whole week is less than the actual movement at the Airports.

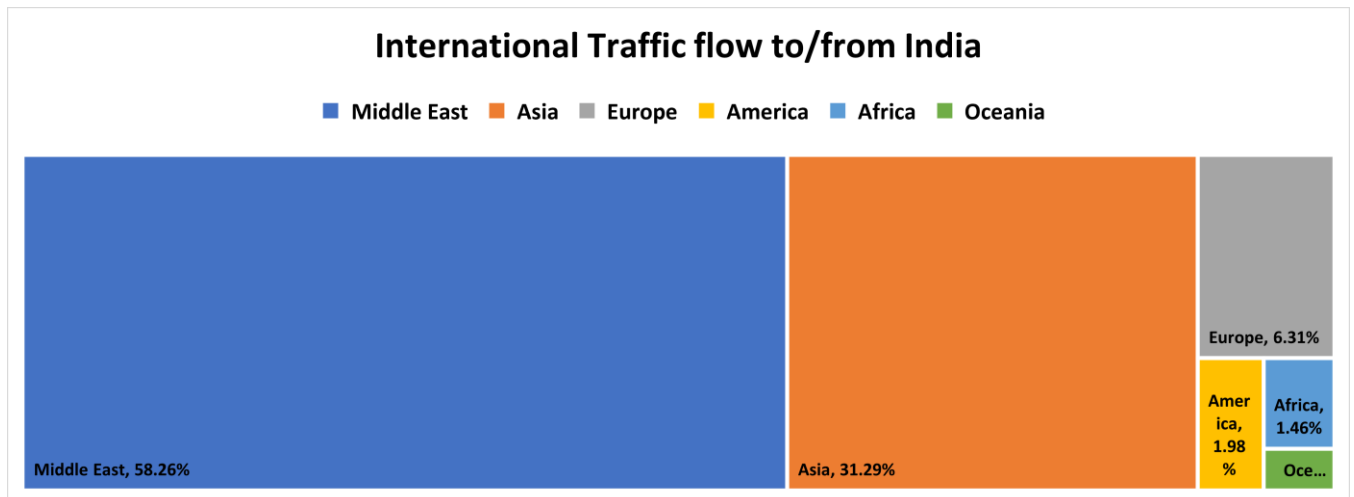
### 4. Air Traffic Movement at 6 Major Airports:



Note: Due to technical issue, many AFTN messages were not received in SKYFLOW system. Data captured for the whole week is less than the actual movement at the Airports.



## 5. International Traffic Flow at Indian Airports:



## 6. Other Important Information:

- SKYFLOW System is not receiving meteorological images from Agartala, Kolkata, Mumbai, Hyderabad and Mohanbari.
- ADEXP messages are not being received from Ahmedabad, Trivandrum and Chennai Airport CDM.
- This week 14 times ATFM measures were applied as per the table below: -

Airport	Date	Cause	Duration
Delhi	11/07/2022	Demand-Capacity Imbalance	0300-0500 UTC
Delhi	12/07/2022	Bad Weather	0500-0700 UTC
Bhopal	12/07/2022	Bunching	0100-0200 UTC
Delhi	13/07/2022	Demand-Capacity Imbalance	0300-0500 UTC
Delhi	13/07/2022	Demand-Capacity Imbalance	1000-1200 UTC
Delhi	14/07/2022	Demand-Capacity Imbalance	0300-0500 UTC
Bhopal	14/07/2022	Bunching	0100-0200 UTC
Mumbai	14/07/2022	Demand-Capacity Imbalance	0800-1000 UTC
Delhi	14/07/2022	Demand-Capacity Imbalance	1000-1130 UTC
Delhi	15/07/2022	Demand-Capacity Imbalance	0300-0500 UTC
Bhopal	16/07/2022	Bunching	0100-0200 UTC
Delhi	16/07/2022	Demand-Capacity Imbalance	0300-0500 UTC
Delhi	16/07/2022	Bad Weather	1100-1300 UTC
Delhi	17/07/2022	Bad Weather	0300-0500 UTC