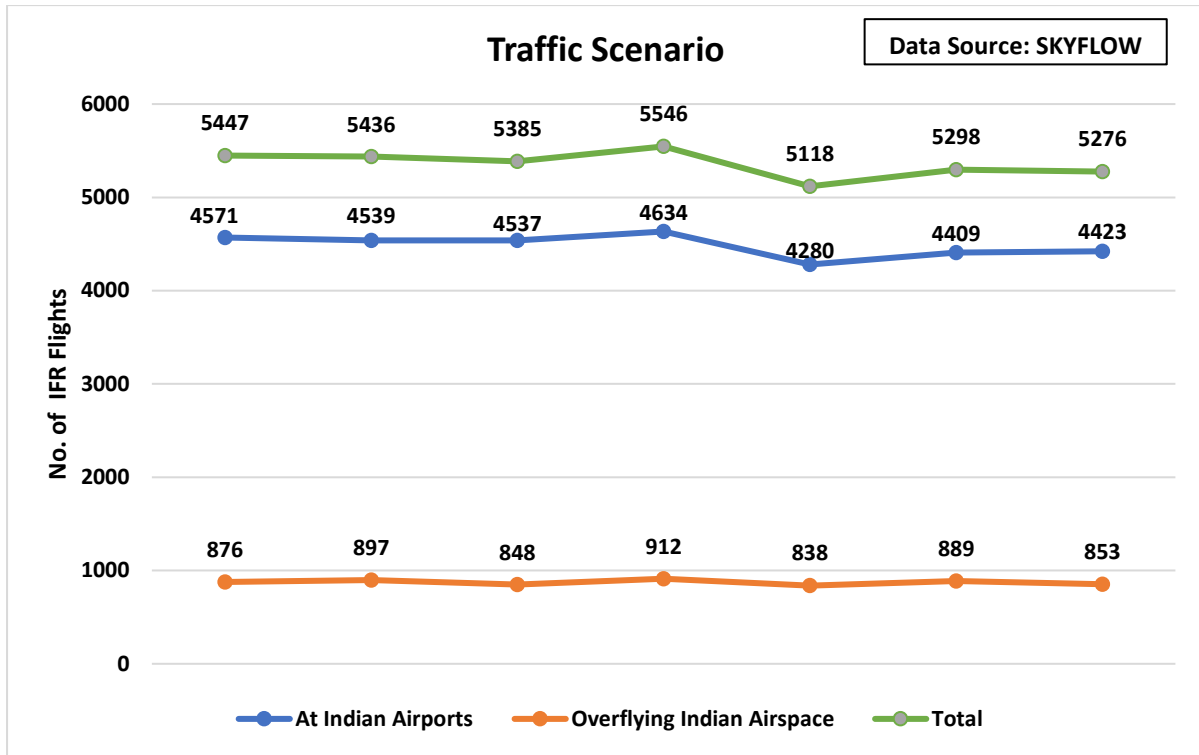


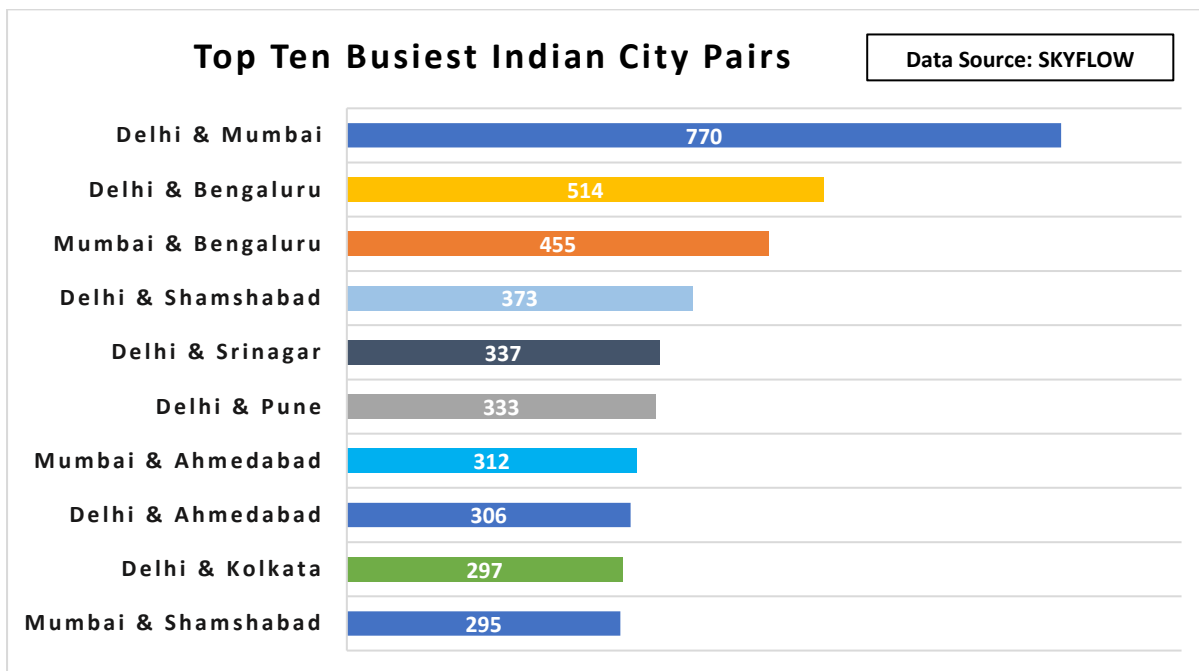


### C-ATFM Weekly Report (15<sup>th</sup> July – 21<sup>st</sup> July'24)

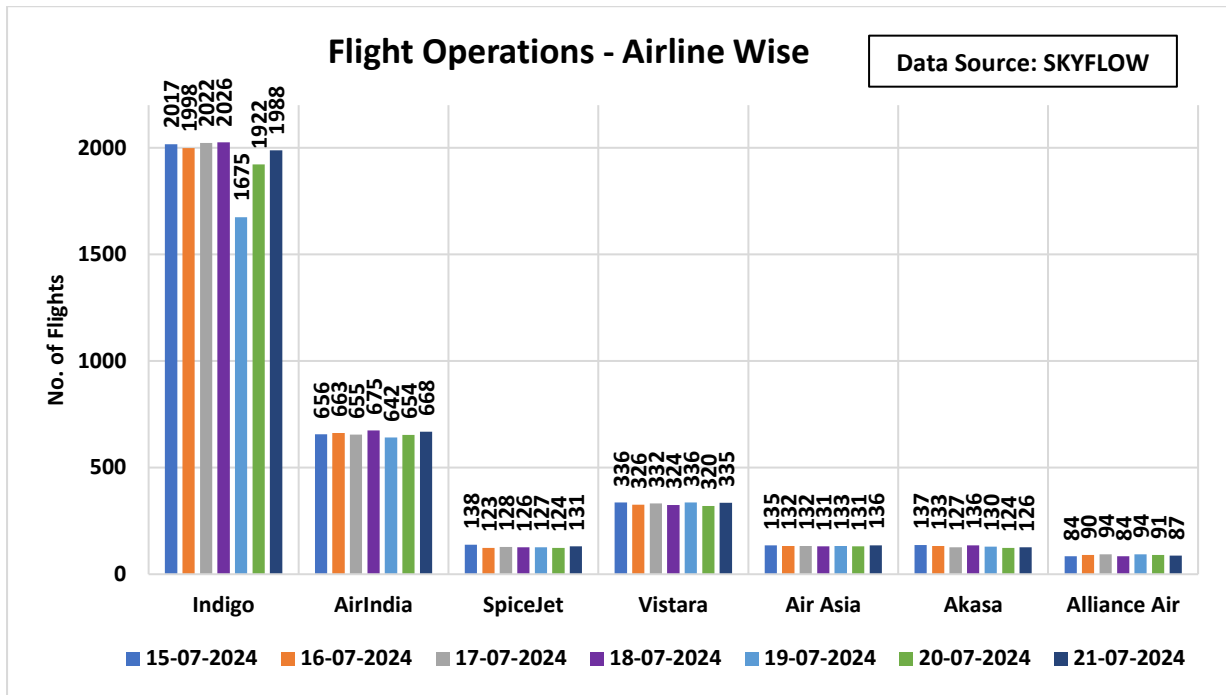
#### 1. IFR Traffic at Indian Airports/Airspace:



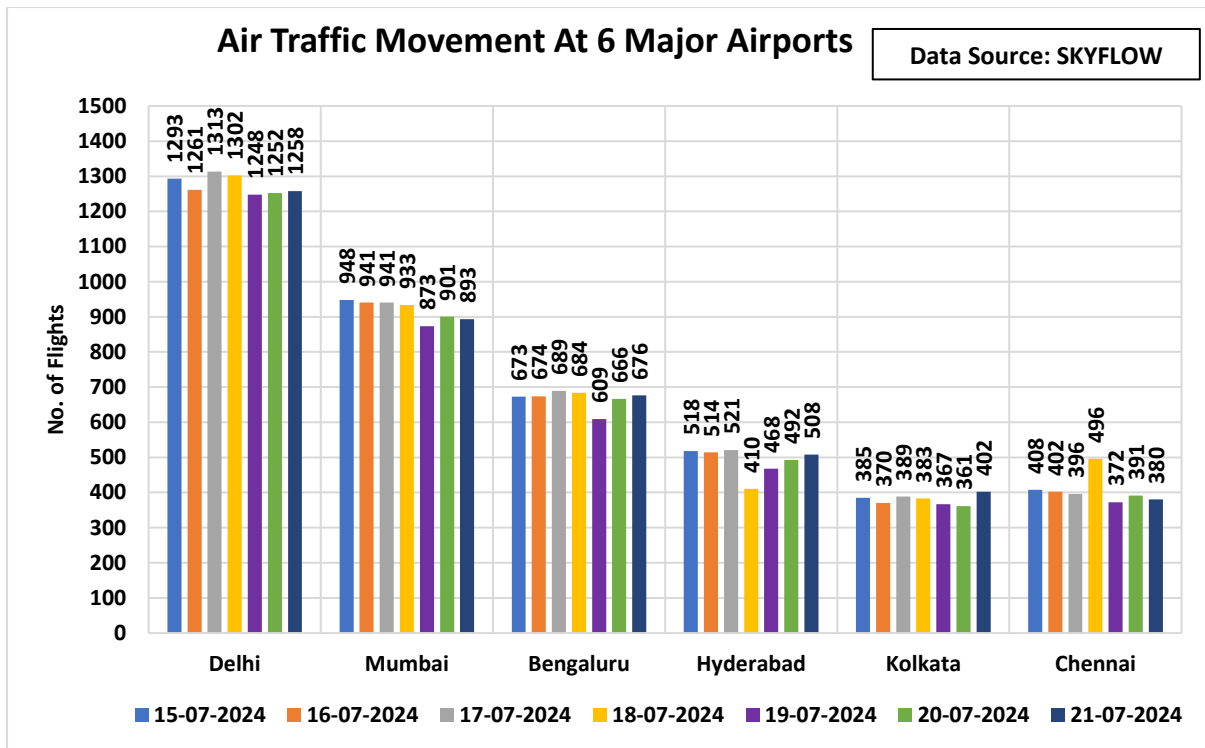
#### 2. Top Ten Busiest Indian City pairs this week:



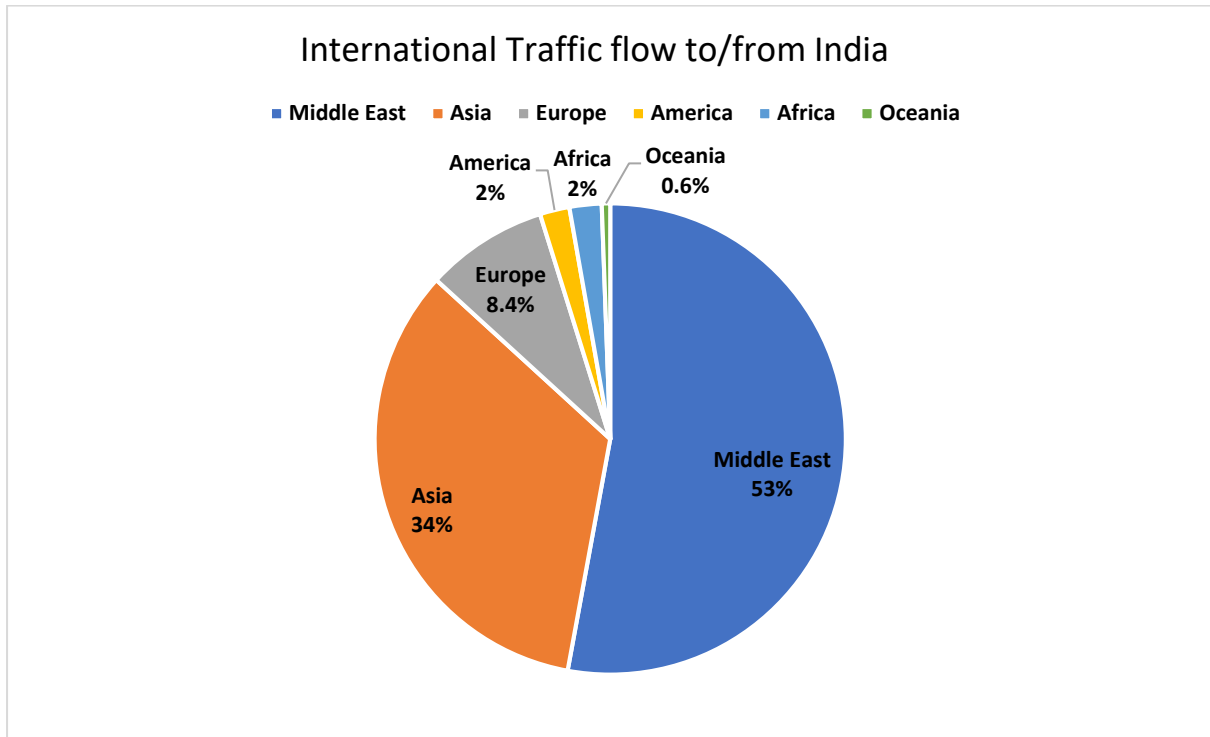
#### 3. Flight Operations – Airline wise:



#### 4. Air Traffic Movement at 6 Major Airports:



#### 5. International Traffic Flow at Indian Airports:



**6. Other Important Information:**

- SKYFLOW System is not receiving meteorological images from Machilipatnam and Visakhapatnam Airport.
- ADEXP messages are not being received from Ahmedabad, Guwahati , Jaipur and Trivandrum Airport CDM.
- ATFM measures were applied as per the table below:

Airport	Date	Cause	Duration
Delhi	15-07-2024	Bad Weather	0600-0900 UTC
Mumbai	15-07-2024	Scheduled Runway Closure	0800-1000 UTC
Delhi	15-07-2024	Demand Capacity Imbalance	1400-1700 UTC
Mumbai	15-07-2024	Demand Capacity Imbalance	1400-1700 UTC
Mumbai	15-07-2024	Demand Capacity Imbalance	1700-2000 UTC
Mumbai	16-07-2024	Demand Capacity Imbalance	1500-1800 UTC
Mumbai	16-07-2024	Demand Capacity Imbalance	1800-2000 UTC
Delhi	17-07-2024	ILS Calibration	0600-0900 UTC
Delhi	17-07-2024	Demand Capacity Imbalance	0900-1100 UTC
Mumbai	17-07-2024	Demand Capacity Imbalance	1700-1900 UTC
Mumbai	17-07-2024	Demand Capacity Imbalance	1900-2100 UTC
Mumbai	18-07-2024	Demand Capacity Imbalance	1600-1900 UTC
Mumbai	19-07-2024	Demand Capacity Imbalance	0700-1000 UTC
Mumbai	20-07-2024	Demand Capacity Imbalance	1600-2000 UTC
Delhi	21-07-2024	Bad Weather	1000-1300 UTC
Mumbai	21-07-2024	Demand Capacity Imbalance	1700-2000 UTC



-X-