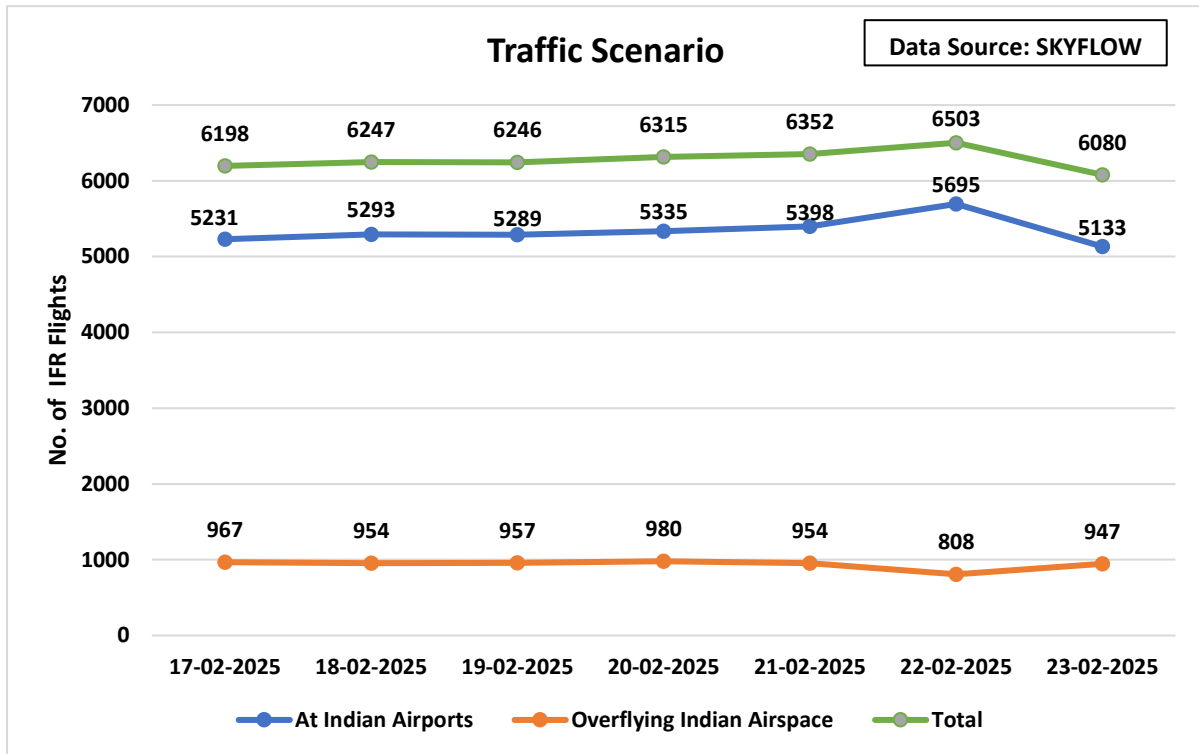


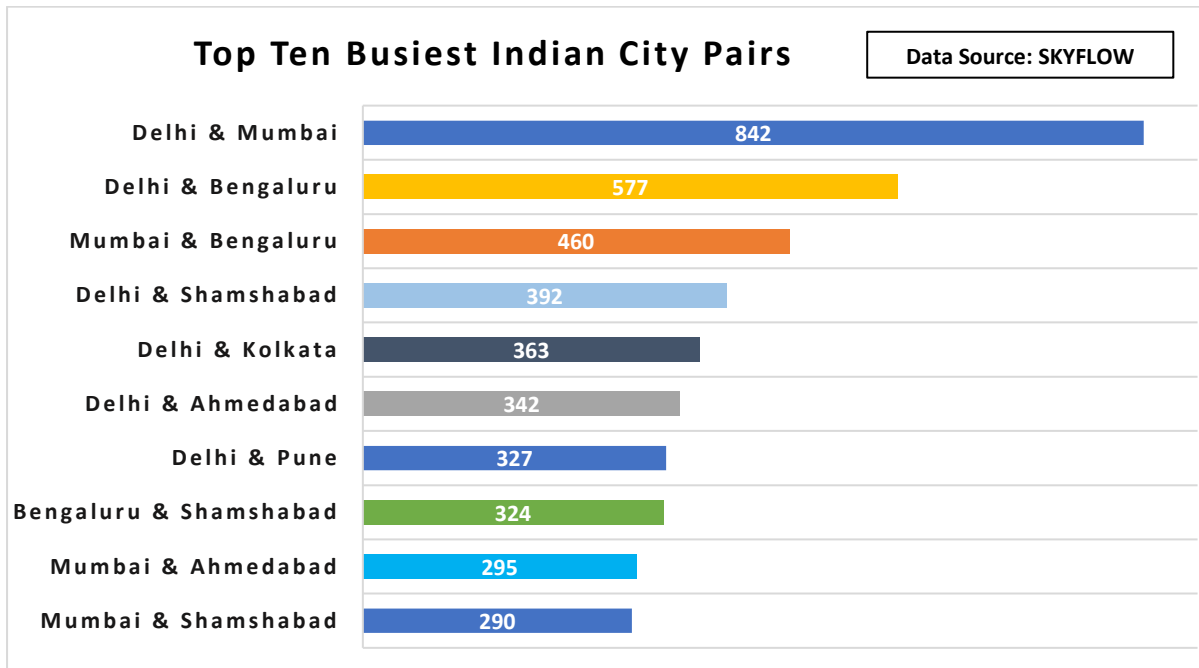


C-ATFM Weekly Report (17th Feb – 23rd Feb25)

1. IFR Traffic at Indian Airports/Airspace:

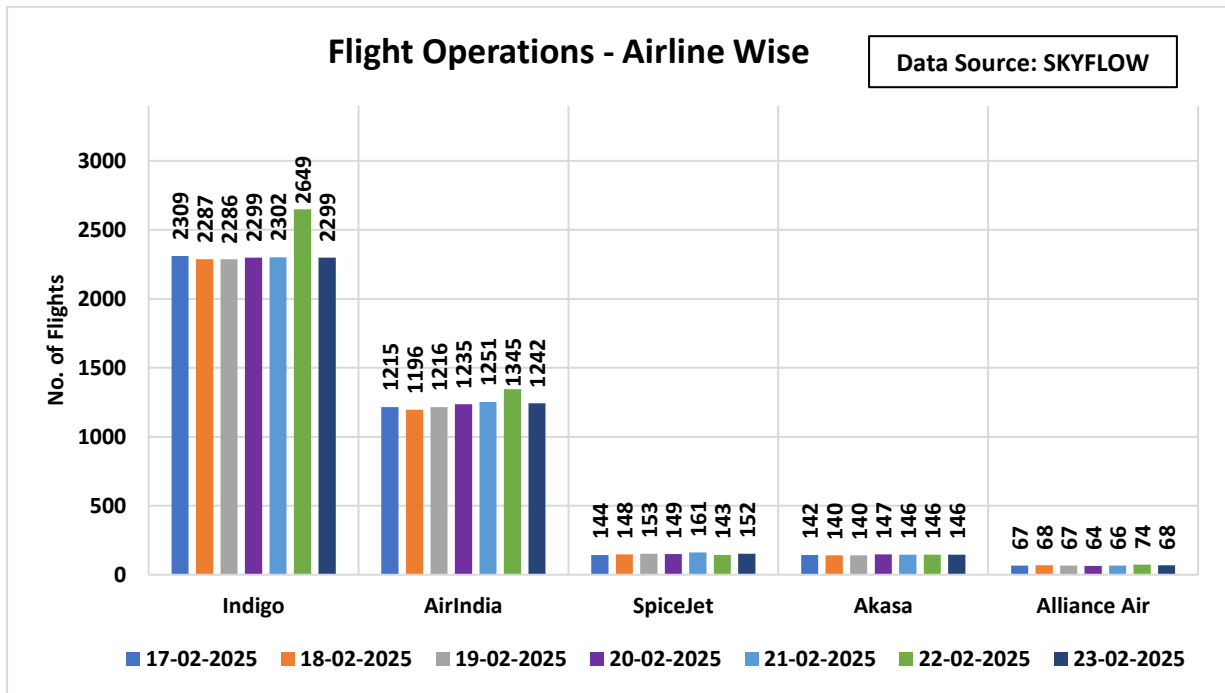


2. Top Ten Busiest Indian City pairs this week:



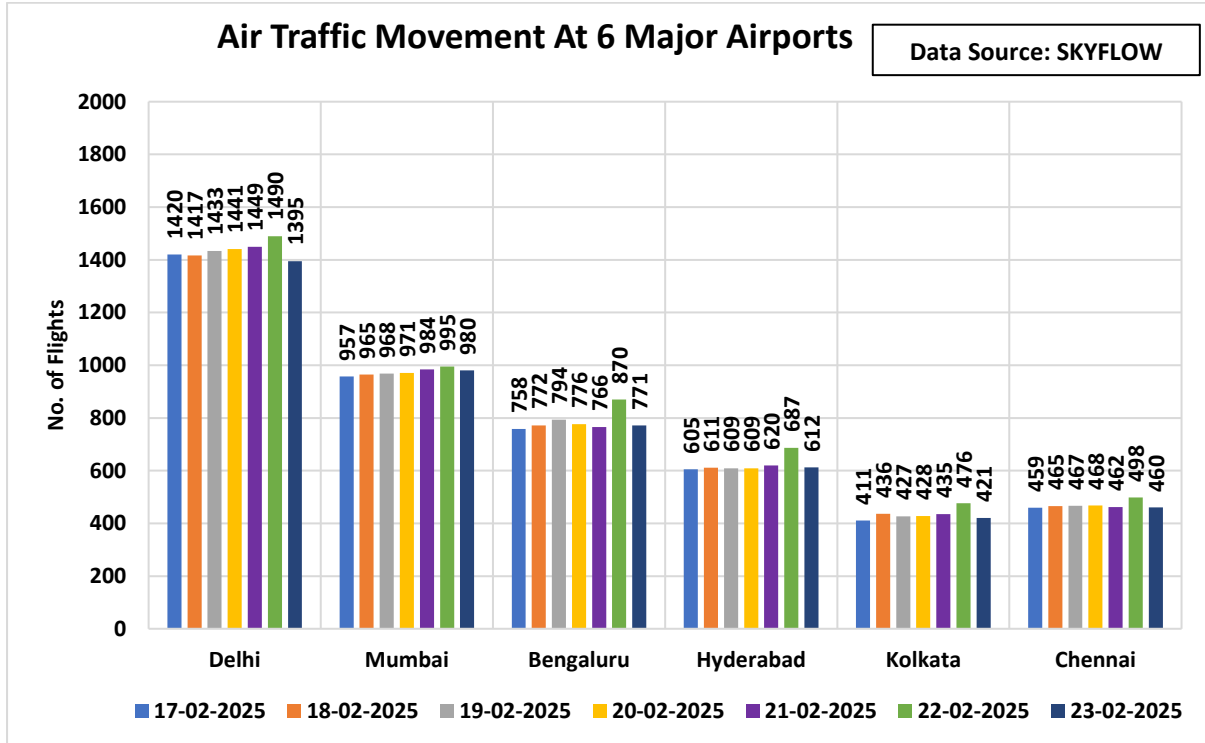


3. Flight Operations – Airline wise:



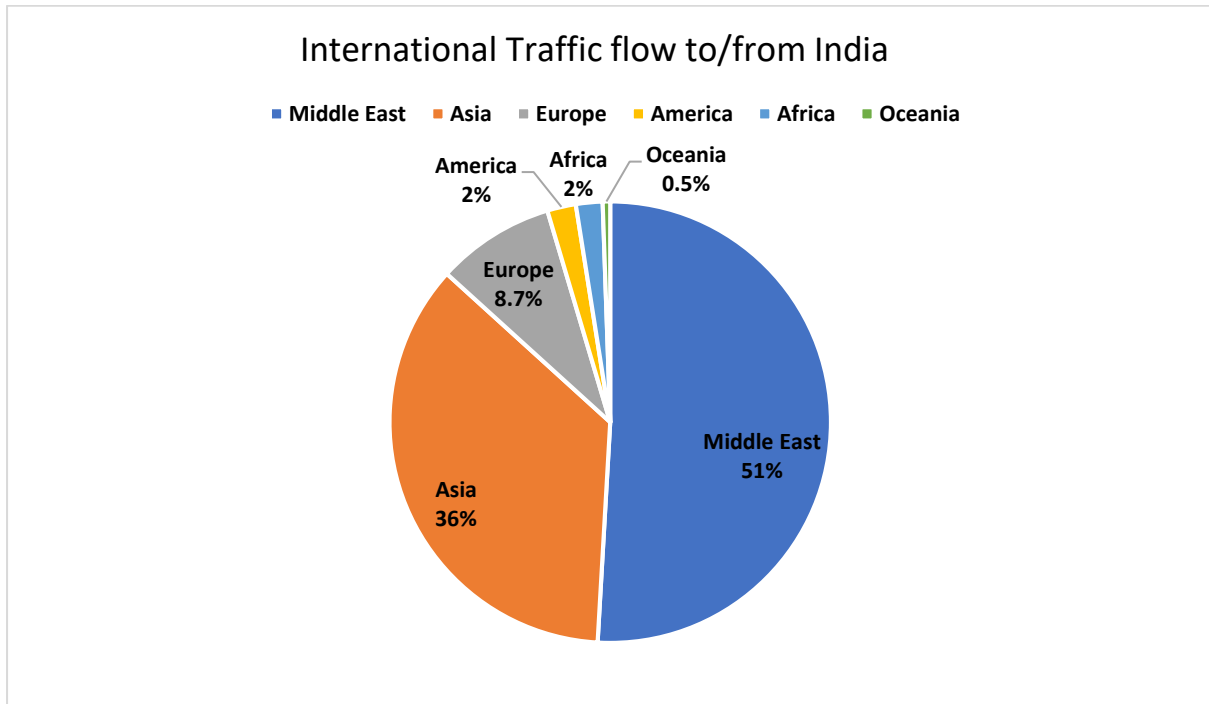
NOTE: BESIDE THESE MOVEMENTS THERE ARE OPERATIONS FROM SMALL AIRLINES AND NON-SCHEDULE AIRLINES

4. Air Traffic Movement at 6 Major Airports:





5. International Traffic Flow at Indian Airports:



6. Other Important Information:

- SKYFLOW System is receiving meteorological images intermittently from Bhopal, Chennai, Machilipatnam, Visakhapatnam, and Gopalpur.
- ATFM measures were applied as per the table below:

CDM	Airport	Date	Cause	Duration
CDM1	Delhi	17-02-2025	ILS Calibration	0800-1000 UTC
CDM2	Delhi	17-02-2025	Demand Capacity Imbalance	1200-1400 UTC
CDM3	Mumbai	17-02-2025	Demand Capacity Imbalance	1600-2000 UTC
CDM1	Chennai	18-02-2025	Demand Capacity Imbalance	0900-1030 UTC
CDM2	Mumbai	18-02-2025	Demand Capacity Imbalance	1600-2000 UTC
CDM1	Mumbai	19-02-2025	Demand Capacity Imbalance	1400-1700 UTC
CDM2	Mumbai	19-02-2025	Demand Capacity Imbalance	1700-2000 UTC
CDM1	Delhi	20-02-2025	Demand Capacity Imbalance	1100-1500 UTC
CDM2	Mumbai	20-02-2025	Demand Capacity Imbalance	1700-2000 UTC
CDM1	Delhi	21-02-2025	Demand Capacity Imbalance	0700-1000 UTC
CDM2	Mumbai	21-02-2025	Demand Capacity Imbalance	1400-1700 UTC
CDM3	Mumbai	21-02-2025	Demand Capacity Imbalance	1700-2000 UTC
CDM1	Chennai	22-02-2025	Demand Capacity Imbalance	0900-1030 UTC
CDM2	Mumbai	22-02-2025	Demand Capacity Imbalance	1400-1700 UTC
CDM3	Mumbai	22-02-2025	Demand Capacity Imbalance	1700-2000 UTC
CDM1	Mumbai	23-02-2025	Demand Capacity Imbalance	1400-1700 UTC
CDM2	Mumbai	23-02-2025	Demand Capacity Imbalance	1700-2000 UTC

-X-