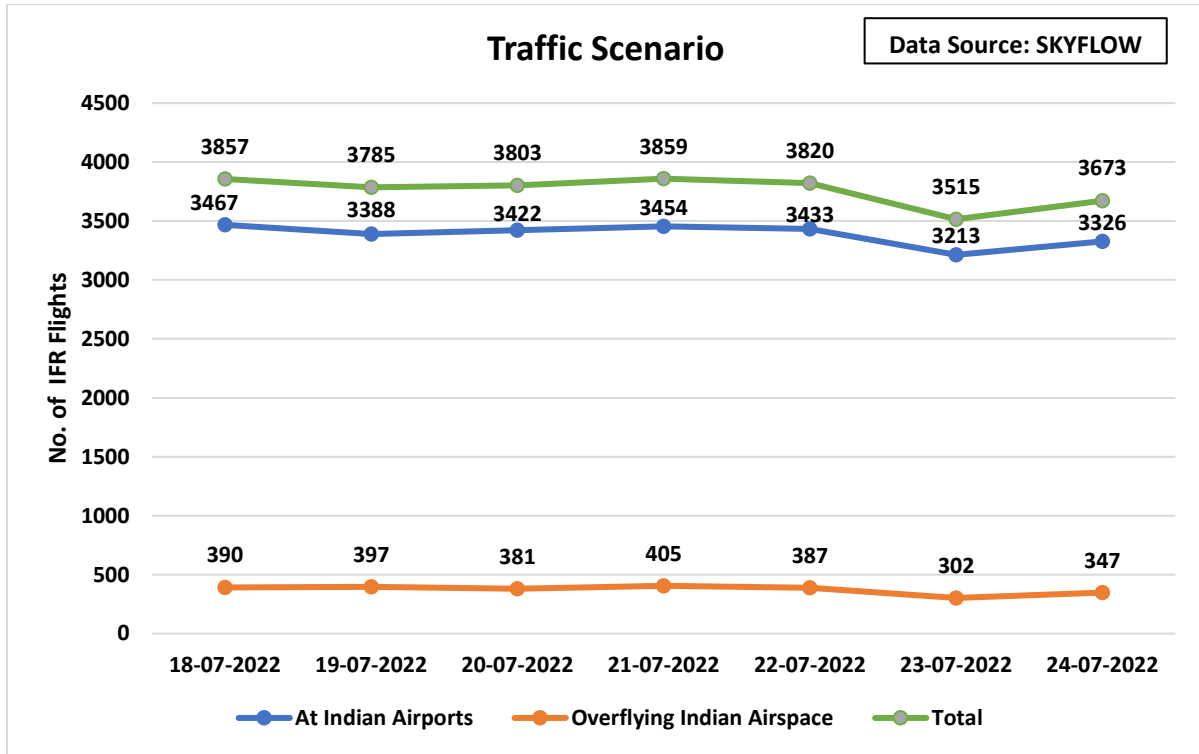




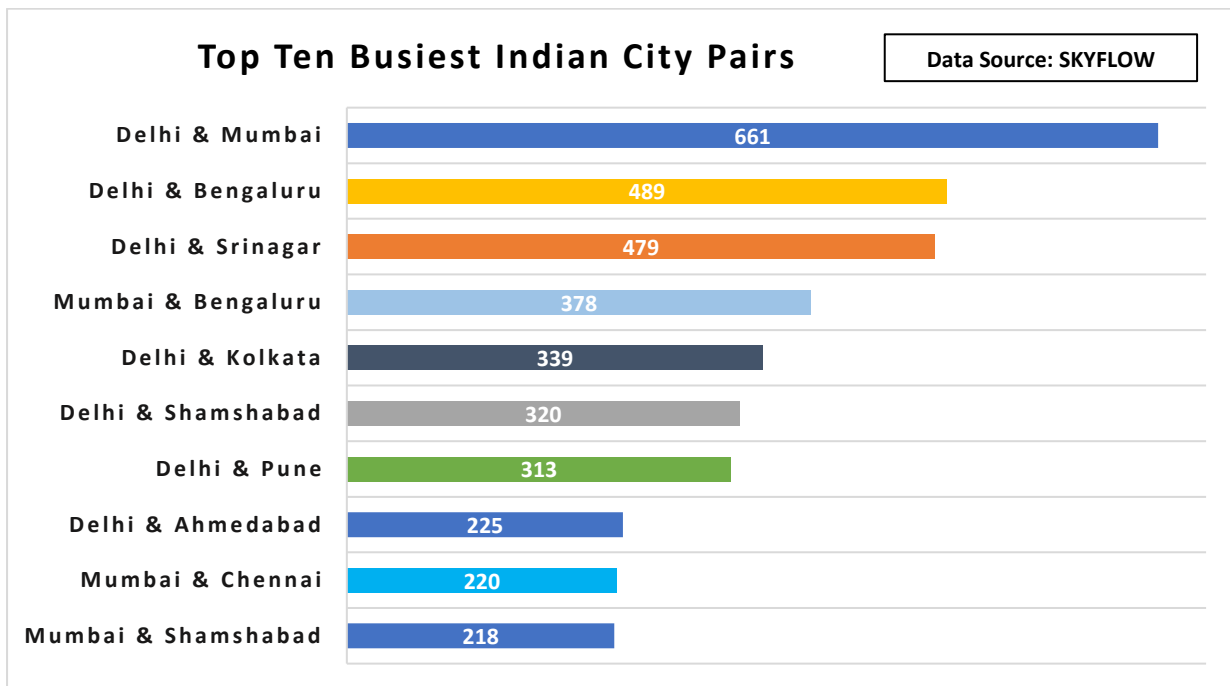
## C-ATFM Weekly Report (18<sup>th</sup>-24<sup>th</sup>July'22)

### 1. IFR Traffic at Indian Airports/Airspace:



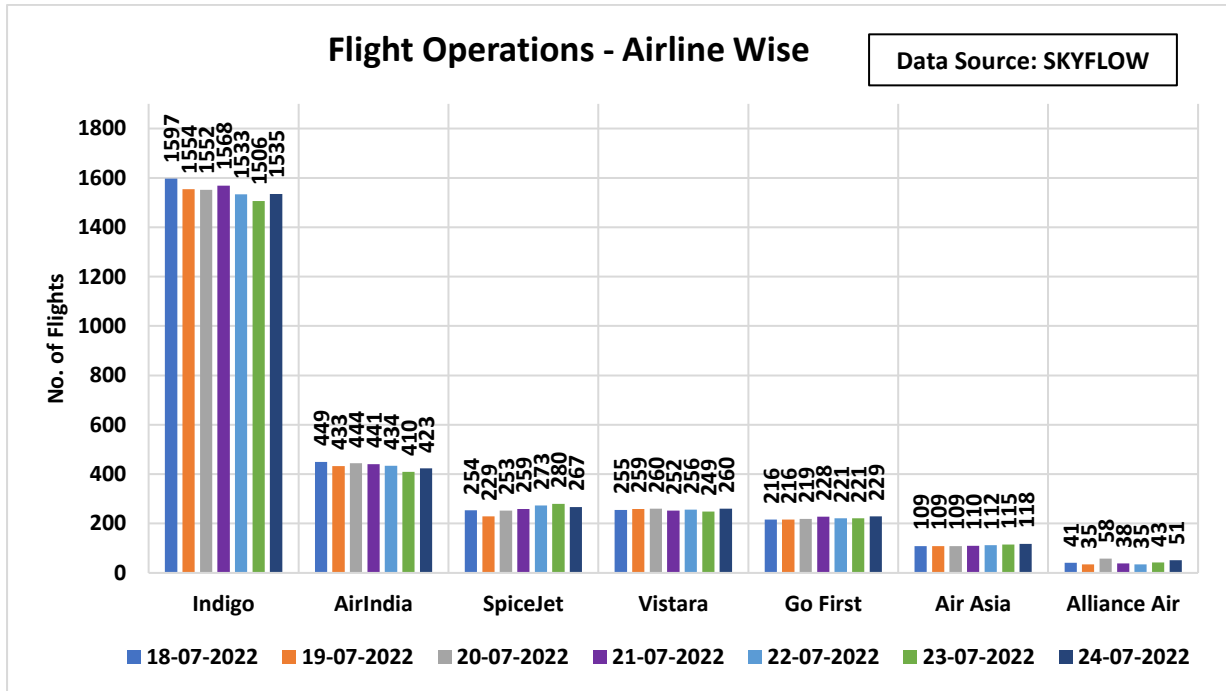
Note: Due to ongoing technical issue, many AFTN messages were not received in SKYFLOW system. Data captured for the whole week is less than the actual movement in Indian Airspace.

### 2. Top Ten Busiest Indian City pairs this week:



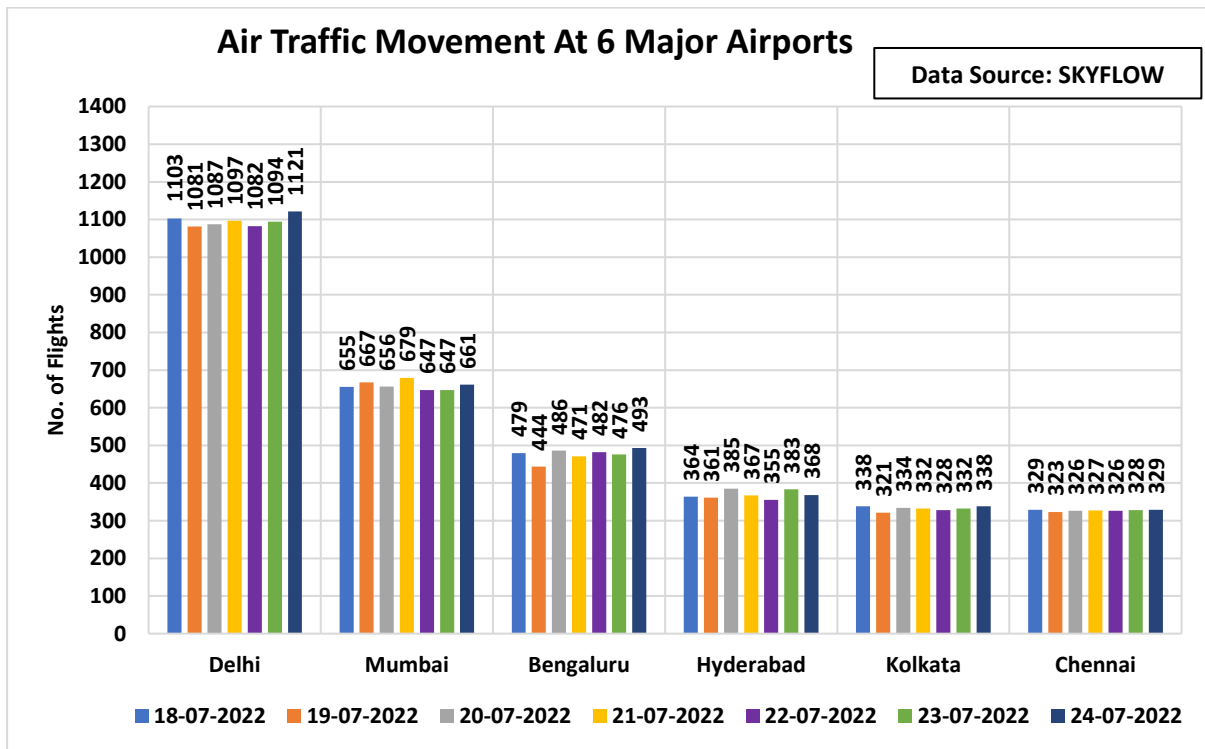


### 3. Flight Operations – Airline wise:



Note: Due to ongoing technical issue, many AFTN messages were not received in SKYFLOW system. Data captured for the whole week is less than the actual movement at the Airports.

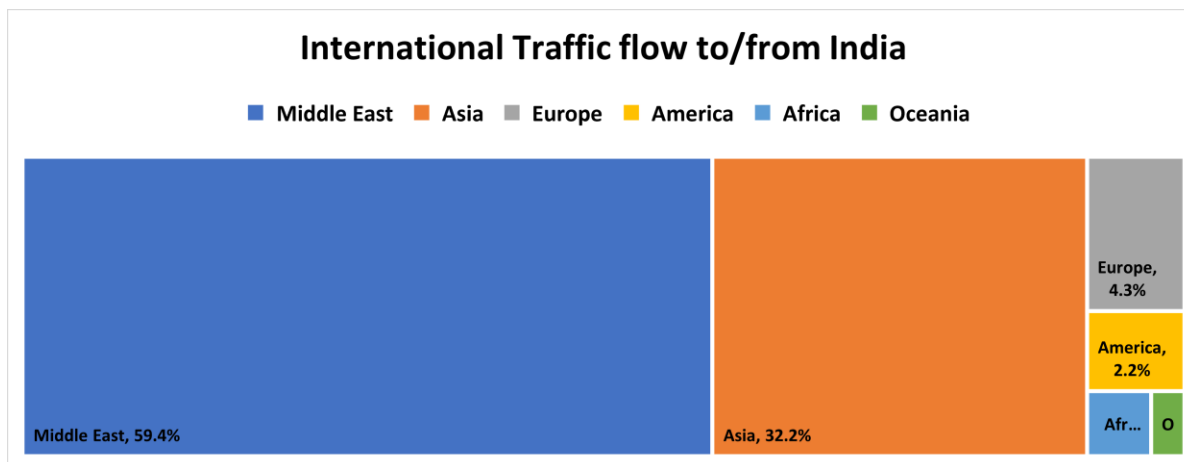
### 4. Air Traffic Movement at 6 Major Airports:





Note: Due to ongoing technical issue, many AFTN messages were not received in SKYFLOW system. Data captured for the whole week is less than the actual movement at the Airports. The problem was more pronounced on 21<sup>st</sup> & 22<sup>nd</sup> July'22.

## 5. International Traffic Flow at Indian Airports:



## 6. Other Important Information:

- SKYFLOW System is not receiving meteorological images from Chennai, Kolkata & Mumbai.
- ADEXP messages are not being received from Ahmedabad, Trivandrum and Chennai Airport CDM.
- ATFM measures were applied as per the table below:-

Airport	Date	Cause	Duration
Bhopal	18/07/2022	Demand-Capacity Imbalance	0100-0200 UTC
Delhi	18/07/2022	Demand-Capacity Imbalance	0300-0500 UTC
Mumbai	18/07/2022	Runway intersection closure	0800-0930 UTC
Delhi	19/07/2022	Demand-Capacity Imbalance	0300-0500 UTC
Delhi	19/07/2022	Demand-Capacity Imbalance	1200-1400 UTC
Delhi	20/07/2022	Demand-Capacity Imbalance	0300-0500 UTC
Delhi	20/07/2022	Weather	1000-1200 UTC
Delhi	21/07/2022	Demand-Capacity Imbalance	0300-0500 UTC
Delhi	22/07/2022	Weather & unavailability of ASMGCS	1000-1200 UTC
Delhi	22/07/2022	Weather & unavailability of ASMGCS	1200-1400 UTC
Delhi	25/07/2022	Demand-Capacity Imbalance	0300-0500 UTC

-X-