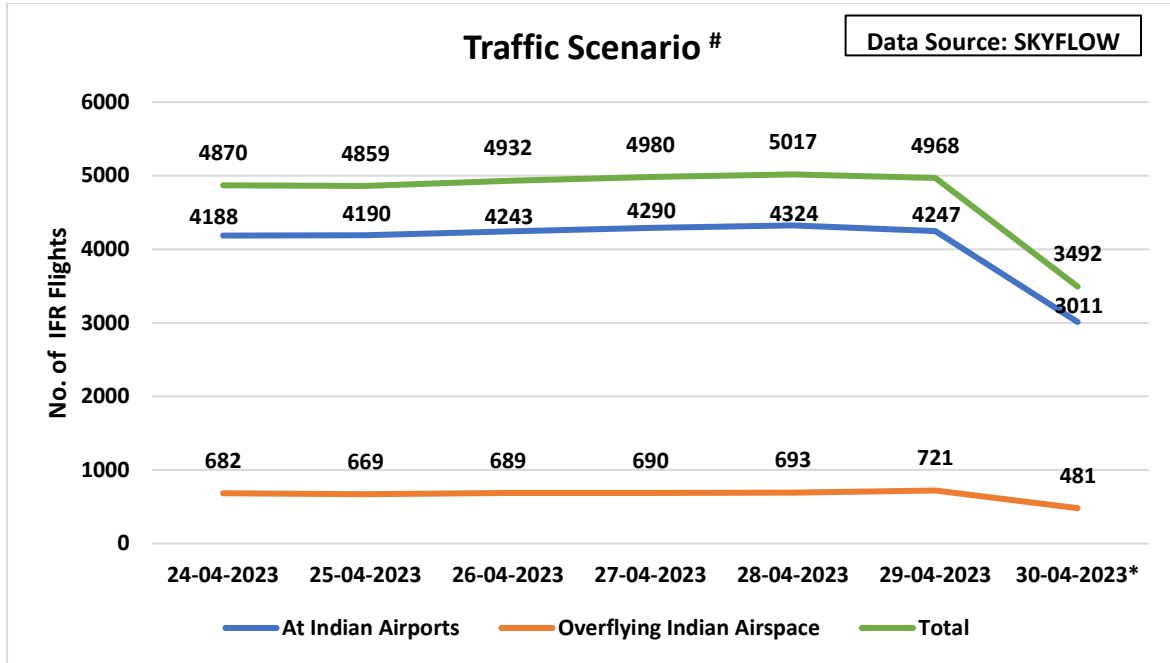




# C-ATFM Weekly Report (24<sup>th</sup> Apr -30<sup>th</sup> Apr'23)

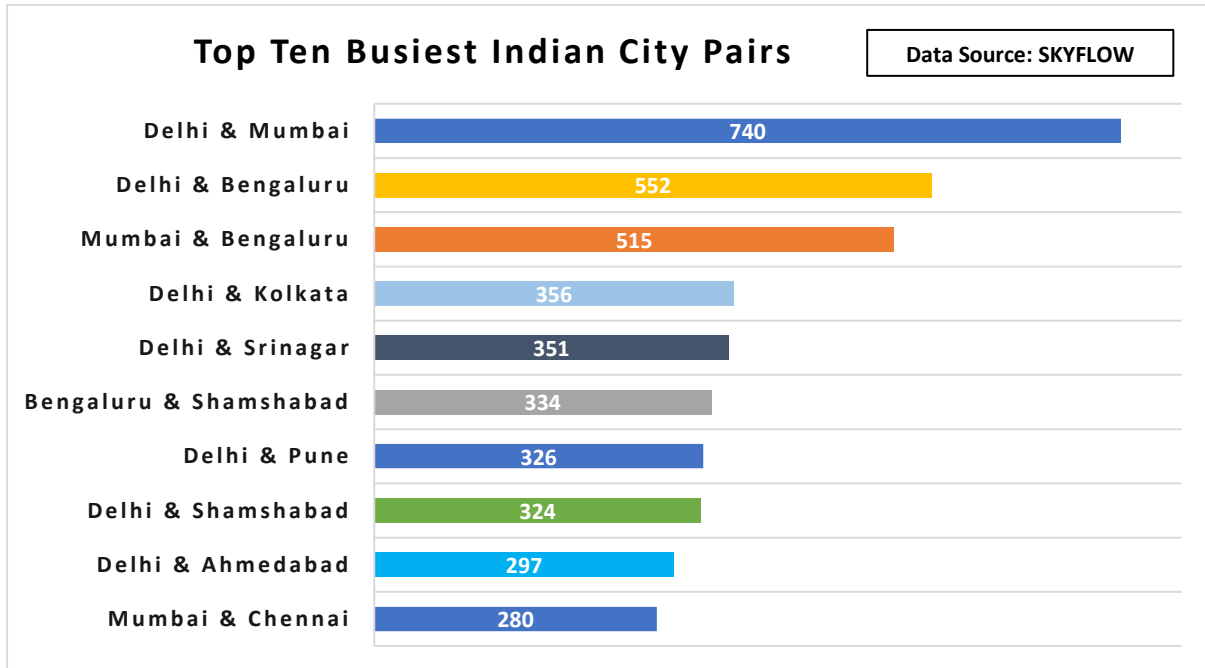
## 1. IFR Traffic at Indian Airports/Airspace:



#Above data is prepared based on Date of flight available in the Flight Plan

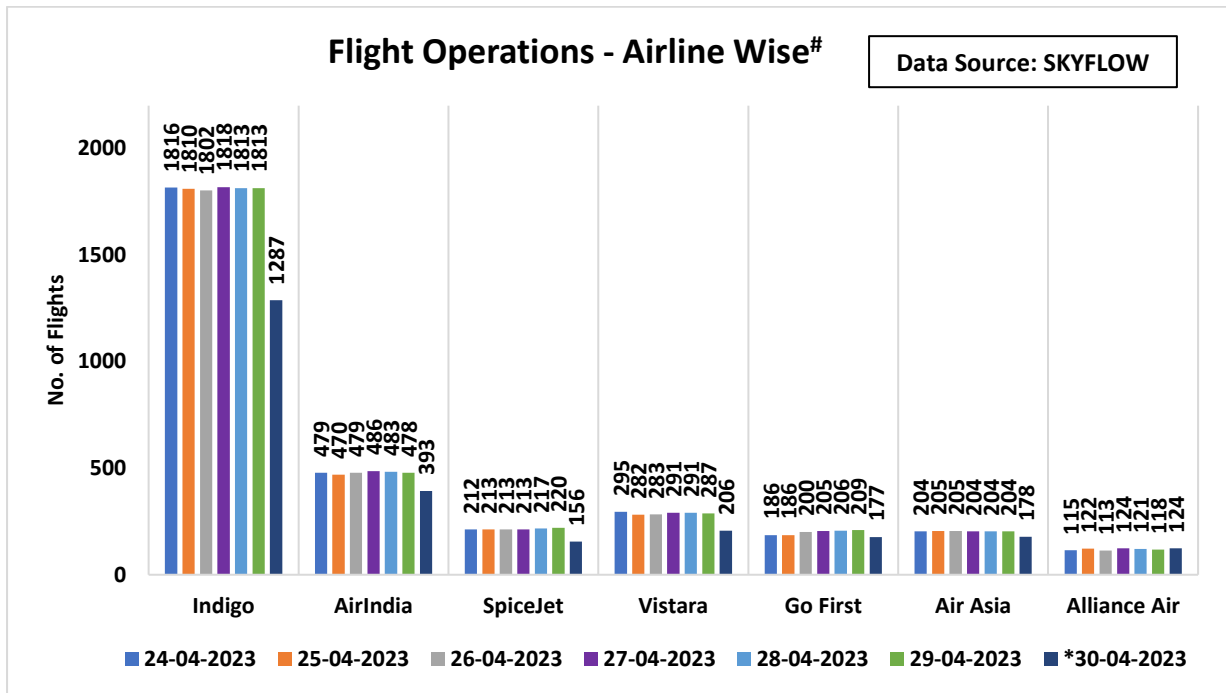
Note: \*Data captured in SKYFLOW system on 30<sup>th</sup> April '2023 is less than the actual movement due technical issue.

## 2. Top Ten Busiest Indian City pairs this week:



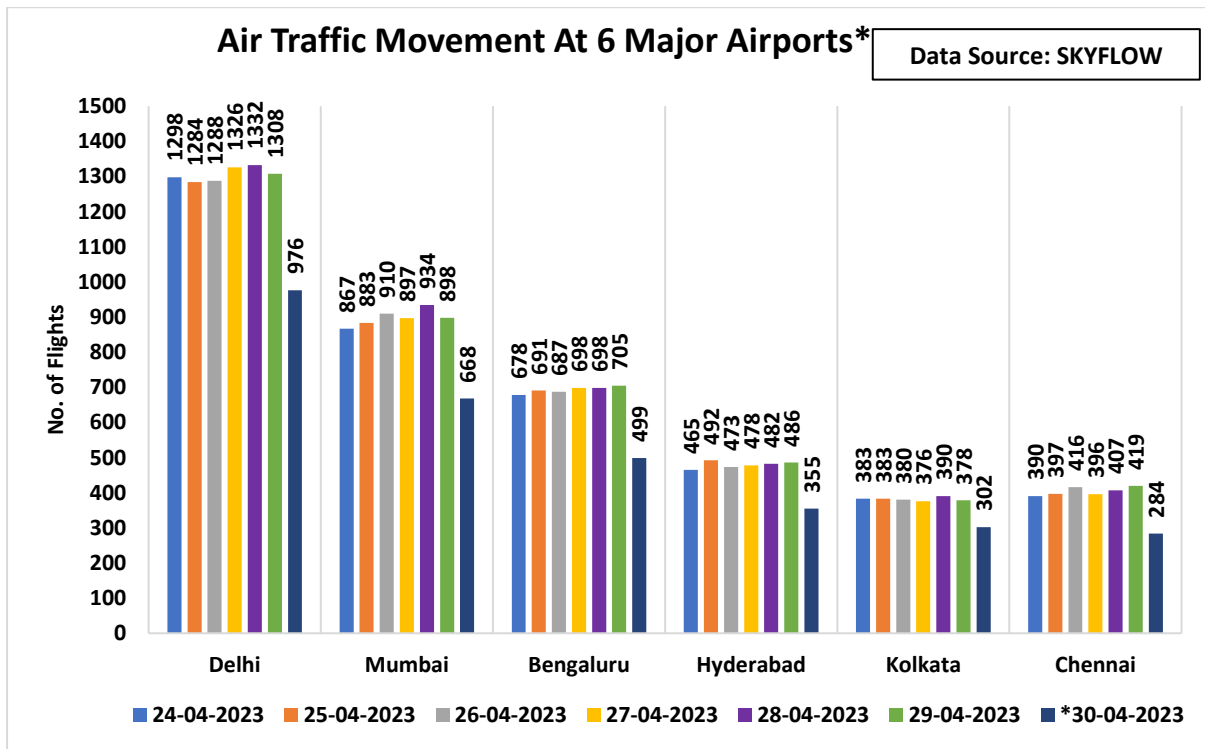


### 3. Flight Operations – Airline wise:



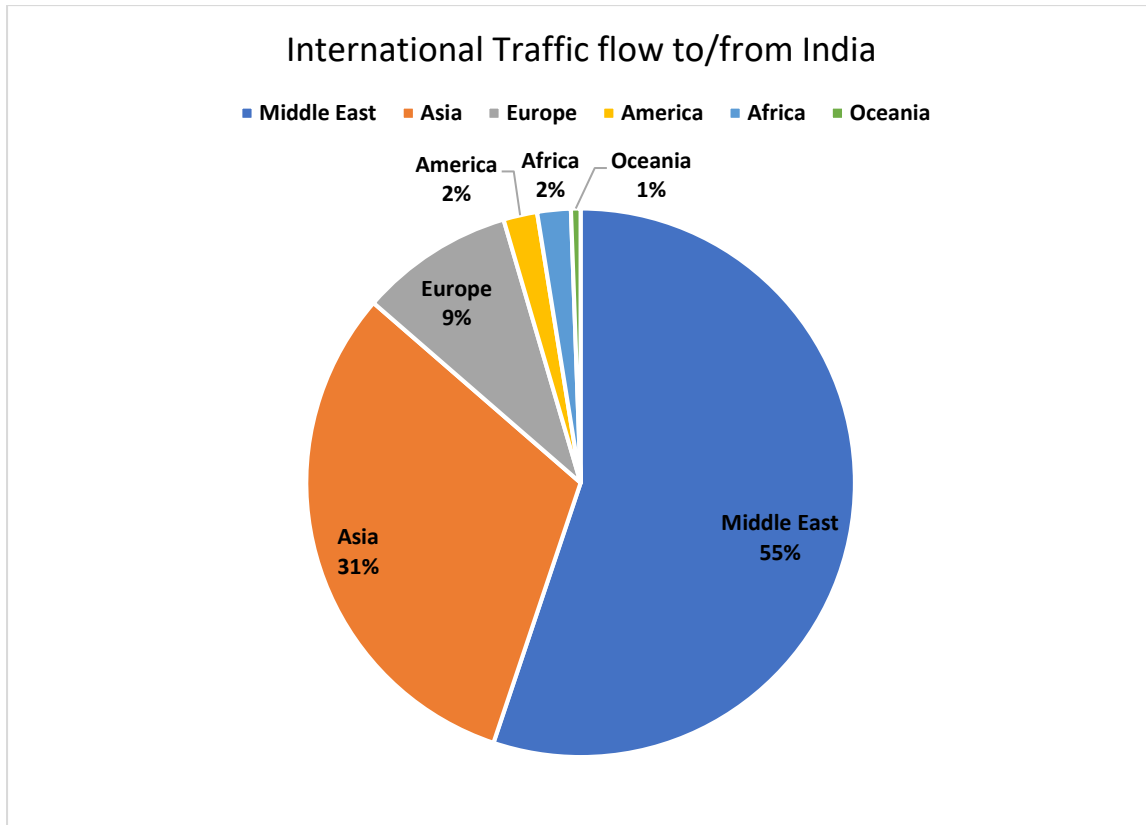
#Above data is prepared based on Date of flight available in the Flight Plan

### 4. Air Traffic Movement at 6 Major Airports:



#This data is captured on the particular date of operation at the airport.

\*Note: Data captured in SKYFLOW system on 30<sup>th</sup> April '2023 is less than the actual movement due technical issue.

**International Traffic Flow at Indian Airports:****5. Other Important Information:**

- SKYFLOW System is not receiving meteorological images from Kolkata and Mumbai Airport.
- ADEXP messages are not being received from Delhi, Mumbai, Jaipur, Ahmedabad and Trivandrum Airport CDM.
- ATFM measures were applied as per the table below:

Airport	Date	Cause	Duration
Mumbai	24-04-2023	Runway Intersection Closure	0800-0930 UTC
Delhi	24-04-2023	Demand Capacity Imbalance	1200-1400 UTC
Delhi	24-04-2023	Demand Capacity Imbalance	1500-1800 UTC
Delhi	24-04-2023	Demand Capacity Imbalance <i>(later withdrawn due no Demand -Capacity imbalance)</i>	1800-2000 UTC
Chennai	25-04-2023	Scheduled Runway Closure	0900-1030 UTC
Bengaluru	27-04-2023	ILS Calibration	0530-0700 UTC
Bengaluru	27-04-2023	ILS Calibration	0700-0900 UTC
Bengaluru	27-04-2023	ILS Calibration	0900-1100 UTC
Bengaluru	27-04-2023	ILS Calibration	1100-1300 UTC
Delhi	27-04-2023	Demand Capacity Imbalance	1200-1400 UTC
Bengaluru	28-04-2023	ILS Calibration	0500-0800 UTC
Bengaluru	28-04-2023	ILS Calibration	0800-1000 UTC
Bengaluru	28-04-2023	ILS Calibration	1000-1230 UTC

-X-