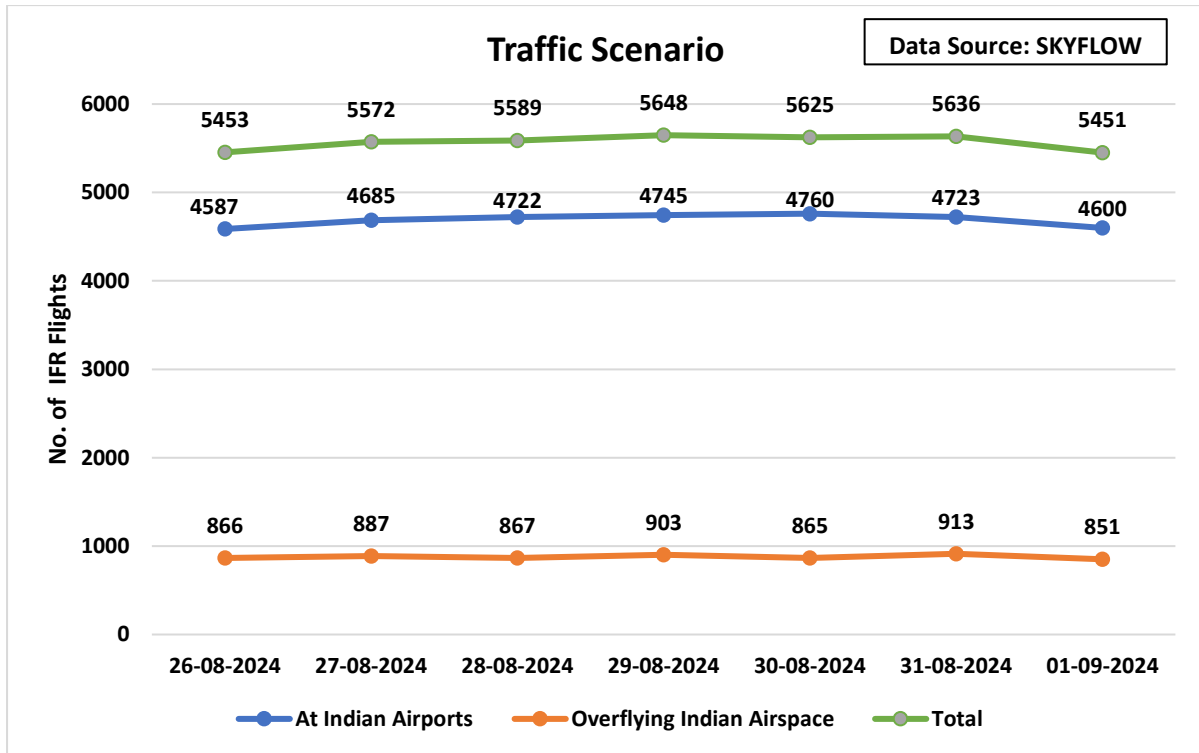


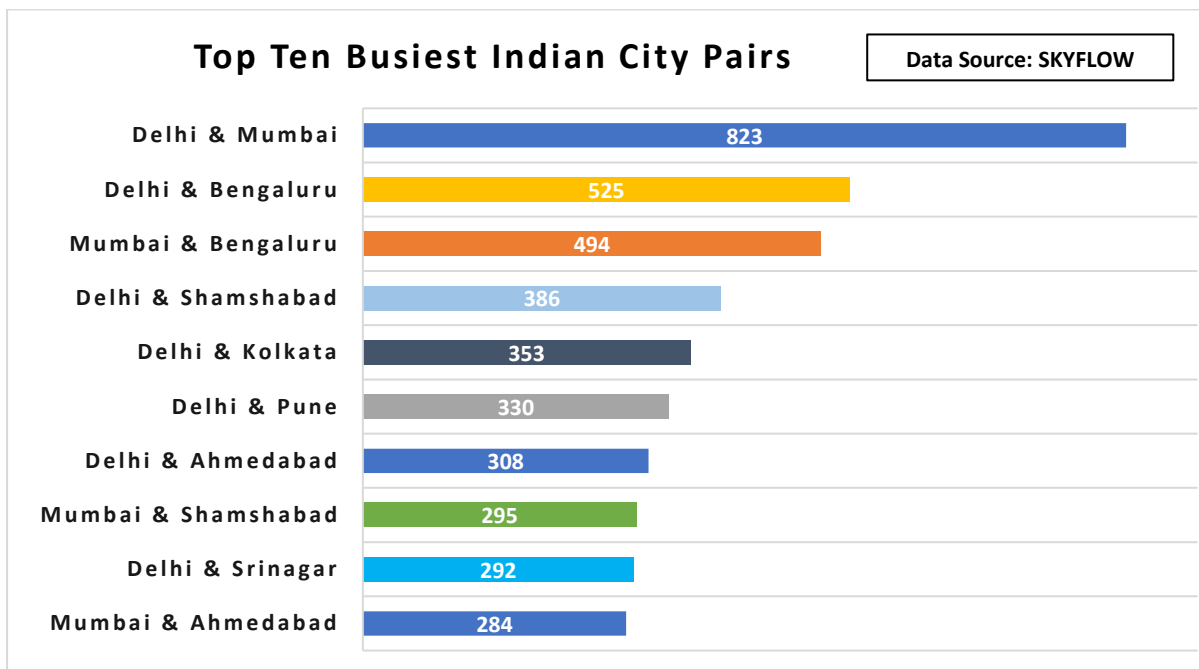


C-ATFM Weekly Report (26th Aug – 01st Sep'24)

1. IFR Traffic at Indian Airports/Airspace:

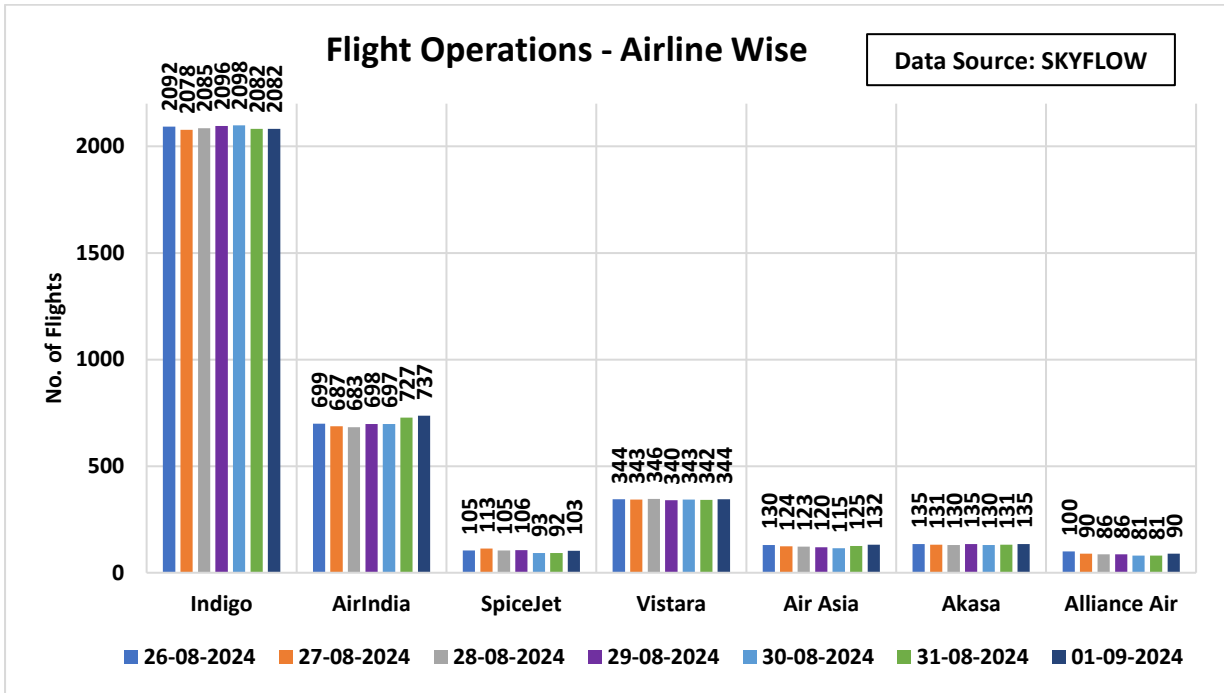


2. Top Ten Busiest Indian City pairs this week:

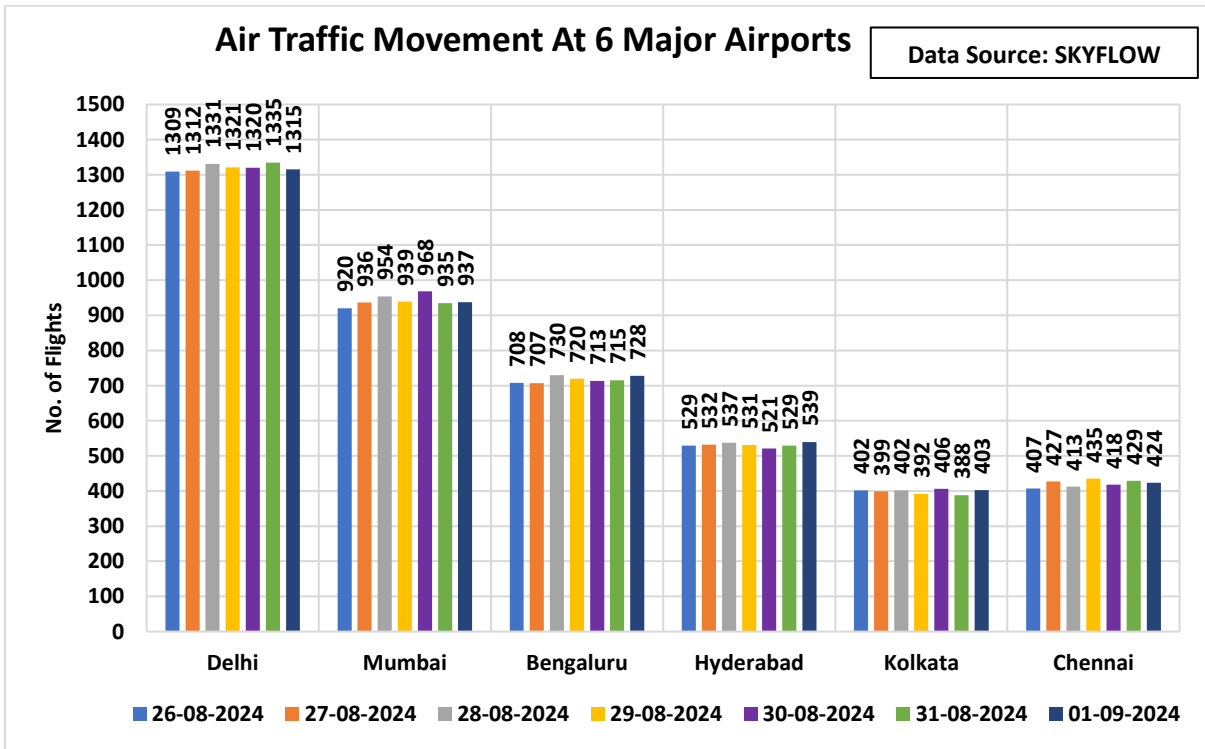




3. Flight Operations – Airline wise:

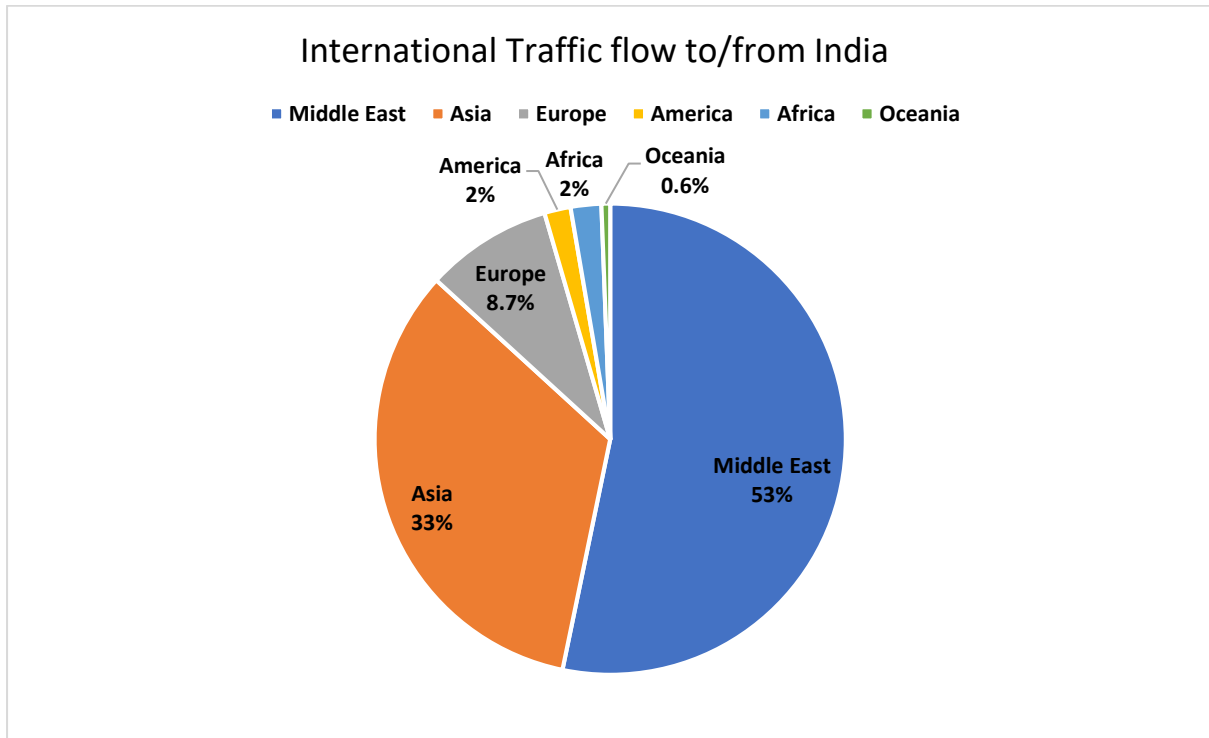


4. Air Traffic Movement at 6 Major Airports:





5. International Traffic Flow at Indian Airports:



6. Other Important Information:

- SKYFLOW System is not receiving meteorological images from Machilipatnam & Delhi.
- ADEXP messages are not being received from Ahmedabad, Jaipur, Trivandrum and Guwahati Airport CDM.
- ATFM measures were applied as per the table below:

Airport	Date	Cause	Duration
Mumbai	26-08-2024	Scheduled Runway Closure	0800-1000 UTC
Mumbai	26-08-2024	Demand Capacity Imbalance	1300-1600 UTC
Mumbai	26-08-2024	Demand Capacity Imbalance	1600-1900 UTC
Chennai	27-08-2024	Scheduled Runway Closure	0900-1030 UTC
Mumbai	27-08-2024	Demand Capacity Imbalance	1700-2000 UTC
Mumbai	28-08-2024	Demand Capacity Imbalance	1100-1500 UTC
Mumbai	28-08-2024	Demand Capacity Imbalance	1500-1700 UTC
Delhi	28-08-2024	Demand Capacity Imbalance	1400-1700 UTC
Mumbai	28-08-2024	Demand Capacity Imbalance	1700-2000 UTC
Mumbai	29-08-2024	Demand Capacity Imbalance	1600-2000 UTC
Mumbai	30-08-2024	Operational Requirement	0500-0800 UTC
Mumbai	30-08-2024	Operational Requirement	0800-1200 UTC
Mumbai	30-08-2024	Demand Capacity Imbalance	1200-1500 UTC
Mumbai	30-08-2024	Demand Capacity Imbalance	1500-1800 UTC
Mumbai	30-08-2024	Demand Capacity Imbalance	1800-2100 UTC
Mumbai	31-08-2024	Demand Capacity Imbalance	1600-1900 UTC



-X-